


Orange County  
Model A Ford Club

**THE DISTRIBUTOR**  
Established 1961



Volume 66 Issue 3

March 2026

Editor Eric Engle

**IT WON'T BE LONG BEFORE THE 63RD ANNUAL PANCAKE BREAKFAST RETURNS TO THE HISTORIC HART PARK IN THE CITY OF ORANGE.**

**APRIL 12TH 7:30 TO 11 AM**

701 S Glassell St, Orange, CA



**Inside this issue:**

President's Message 2

Board Member 3  
Contact Info/General Meeting Minutes

Calendar/Swap 4  
Install Cross Shaft Bushings 5  
When Brakes need a Brake 6

Sunshine & Sorrow 7  
BLT install, Sort Of...

MARC Update 8

Up Coming Events And Conventions 9

Custom Fabrication Trends 10

How Was Your Trip Just For Laughs 11

Under The Shade Tree 12

**A great day of touring!**

12 Model A's and 20 or so members carved their way through Live Oak and Rose Canyons enjoying the twisting roads, beautiful scenery and cool canyon shade. No problems appeared and we gathered for a relaxed, enjoyable lunch at the Rose Canyon Cantina. Four cars continued their day driving into Modjeska Canyon and the Tucker Sanctuary to view the hummingbirds before heading home via Santiago Canyon to complete the day. Get you're A's ready...Touring Season is almost here....



## News From the President

By Mike Edmonson

Hello Everybody!

After a very weather-rocky February, Spring seems to have sprung as we drive our Model A's into the month of March. I'm sure many of you have heard of those magical glasses that can look into the future, right? Well, tonight I put on my pair to get an idea of what the future holds:

Wow, this Saturday (actually the last day of February, pre-dating the March Distributor) looks like warm, balmy weather as we kick February into the dust bin -- perfect for a tour that could be as many as a dozen cars! Traffic on the parkways of Irvine, Lake Forest, Mission Viejo, and Rancho Santa Margarita are clear and make for a perfect tour to Rose Canyon for lunch at a beautiful Cantina. And with belly's full, the troop meanders through the canyons of Cleveland National Forest. Boy what a day!

On March 12th at our monthly general meeting I see one of the larger groups in attendance in recent memory. And what's this? I see everyone coming with pen in hand, signing up in various slots to work our pancake breakfast that is taking place exactly one month to the day (April 12th). As I look through these glasses I truly do understand that our club is made up with a lot of volunteers with big hearts, both in support of our club, but also the many non-profit organizations that we support.

March 14th's Technical Seminar on cooling systems seems to be very apropos as we head into warmer weather (especially for those planning to drive up to Bakersfield for the CCRG Jamboree May 1-3!). A hot radiator is no fun!! This next much-needed technical seminar looks outstanding. I can see that there will be very little sweat on the foreheads of our club members thanks to **David Knapp** and one of our newest members, **Bonnie Nardulli**, who's car will be the lucky candidate for the radiator flushing.

March 21st brings us to another tour and activity at **Jennifer Ferrario's** home where we gather together with fellow Model A enthusiasts within SCRG (Southern California Regional Group) to break bread and enjoy meeting new friends from other clubs in our area. It sure looks to be a great turnout and a wonderful mixer.

OK -- so what does your future hold?

Until then...see you at the turnaround point,

*Mike*



**2026 BOARD MEMBERS**

President – Mike Edmonson  
 Vice President – Jennifer Ferrario  
 Tours- ???  
 Secretary – Debbie Parrish  
 Treasurer – Joni Terens  
 Technical – David Knapp  
 Editor – Eric Engle  
 Immediate Past President – Louise Hall

**COMMITTEES**

Co-Editor/proofreader -  
 Becky MacIntosh  
 ACCC Representative – David Knapp  
 Breakfast Committee – Aaron  
 Magdaleno  
 Club Greeter – Linda Tom  
 Election Chairperson – Jennifer Ferrario  
 Historian & Librarian – Bruce MacIntosh  
 Merchandise Director – Perry Wilson  
 Pancake Breakfast Setup & Coordination -  
 Aaron Magdaleno, Richard Bolls, Jennifer  
 Ferrario, Kathy Glendinning, Steve Pavich  
 Raffle – Ed Cote  
 Refreshments – Gerry Reid  
 Regional Representative, SCRG - Jim  
 Runyon  
 Era Fashions—Kaci Terens  
 Sunshine & Sorrow – Marilyn Hawkins  
 Webmaster – Bruce MacIntosh

We have removed all  
 Committee members'  
 emails and phone  
 numbers in order to  
 ensure their privacy.  
 Members can find this info  
 in your roster.

Please Note: Some  
 information contained in  
 our newsletter has been  
 reprinted from other  
 newsletters; we thank and  
 acknowledge them.

Orange County Model A Ford Club  
 General Meeting Minutes on  
 Meeting held at First Christian Church in  
 Orange, CA

General Meeting Minutes February 12, 2026, 7:30  
 pm



The meeting was called to order and flag salute led by President, **Mike Edmonson**. Marilyn told a joke  
**MINUTES:** The minutes were provided. **Sheila Plotkin** made a motion to accept and **Pam Heiland 2<sup>nd</sup>**,  
**FINANCIAL:** **Joni** shared the financial report. **Norm Kredit** made a motion to accept. **Carole Howard** seconded; all approved. Present membership is 148  
**ACTIVITIES:** 2/28 will be a canyon drive, eating at Rose Café and Cantina. 3/21 is the SCRG BBQ at **Jennifer Ferrarios** home from 11-2. Please contact **Jennifer** for details. We will be making this one of our tours to Cypress and meeting other clubs to show participation in SoCal. It should be fun! 4/25 will be to San Antonio winery in LA. Details to follow  
**TECHNICAL:** **David Knapp** has arranged many tech seminars. Next one is 3/14 at new member, **Bonnie Nardulli** home in Mission Viejo. Subject will be head gasket check. Contact **David** for details.  
 Please bring all donations for raffle at the pancake breakfast to the next meeting or contact **Jennifer Ferrario**  
**SUNSHINE AND SORROW:** **Joni** had emergency surgery and had her gall bladder removed but is healing nicely. Drain Marshall took another fall and cracked his head, but he is healing as well. Past member **Mike Kuester** has passed away, thoughts to his wife, **Robyn**. And our Sunshine is just seeing **Dale McCall** at the meeting. In and out of the hospital is just

NOT where he belongs,  
**EDITOR:** **Eric Engle** has asked - *Please have all articles in by 25<sup>th</sup> of the month.*

**HARD LUCK: NO HARD LUCK THIS TIME**

**RAFFLES:** **Rick Hall** won \$10 for the attendance raffle and **Jim and Kathie Glendinning** won \$30 for the membership raffle but were not present to grab the cash. Amount will roll over next month

**FEBRUARY BIRTHDAYS-** **Joni Terens, Sheila Plotkin, Rand Pugmire, Linda Tom, Aaron Magdaleno, and Charlene Runyon.** **HAPPY BIRTH-**

**DAY**

**REFRESHMENTS:** **Jennifer Ferrario, Becky MacIntosh, Aaron Magdaleno, Chrisanne Edmonson, Ron Andrews, Linda, Tom Reid**

**GUEST SPEAKER:** **Clint Breads** came to speak to us and spread the word on an amazing charity. **PATRIOTS AND PAWS.** Helping Active and retired military with housing and necessities, donating furniture, household items, pots and pans, beds etc. They will be sponsoring a car show on October 3 and ask for our participation. *They also place members with dogs.....FREE OF CHARGE.* Any questions on how to help Please ask **Debbie Parrish** for details

The meeting was adjourned at 8:30 with 53 members.

Submitted by Secretary, **Debbie Parrish**, and pending approval.

## Upcoming Tours and Activities Calendar



**March 7 (Sat) - 8:00am**—First Saturday Breakfast BS Session, Denny's, 2314 17th Street, Santa Ana.



Orange.

**March 12 (Thu) - 7:30pm** General meeting. **6:30pm** Board Meeting  
1130 E. Walnut,

**NOTE:** 2026 Roster's will be distributed. Pancake Breakfast shirts will be available to purchase.



**9:00am Seminar**

Will be working on the Model A Cooling System at new member, Bonnie's home in Mission Viejo. Address will be distributed via email.

**March 14 (Sat) - Tech Seminar 8:30am donuts,**

Contact is David Knapp.



Ruby's Diner - 9:00am

**March 25 (Wed) - 4th Wednesday Breakfast - 9:00am.**



**SCRG  
BBQ**

**Saturday, March 21  
11:00am-2:00pm**

**Jeff & Jennifer Ferrario  
4241 Emerald Circle  
Cypress**

Please RSVP to Jennifer Ferrario.

Come meet up with other Southern California Model A club members for an enjoyable afternoon.

## 2026 PANCAKE BREAKFAST

**Sunday, April 12**

All hands on deck for our annual Public event. This event raises funds for our charities, gets us known to the community, and brings together all the Model A enthusiasts from far & wide.

**Put in a few hours helping** out in either parking (Steve Pavich), kitchen (Richard Bolls) or raffle areas (Jennifer Ferrario). To help, contact one of these leaders or email [ocmafc@gmail.com](mailto:ocmafc@gmail.com) and Becky will forward your info.



## Swap Meets/Car Shows

Every Sat., Donut Derelicts car show, 9015 Adams Ave, Huntington Beach, 6-8 am, Free admission. Each Saturday morning, car enthusiasts from all over gather in the parking lot of Adams Ave Donuts to enjoy a donut, a cup of coffee and a spectacle of hot rods and classic cars. [https://](https://www.hemmings.com/stories/donut-derelicts)

[www.hemmings.com/stories/donut-derelicts](https://www.hemmings.com/stories/donut-derelicts)

Sunday, April 19, Pomona Swap Meet and Classic Car Show, \$15 cash per person, children 12 and under free. Parking fee of \$20 (card only).

[www.pomonaswapmeet.com/event-info/car-show-hours-dates](https://www.pomonaswapmeet.com/event-info/car-show-hours-dates)

May 1-2, Bakersfield Brass Era/PreWar Swap Meet - Minter Air Field, 201 Aviation Street, Shafter, Ca., \$10 per person.

[CaliforniaRendezvous.com](https://www.californiarendezvous.com)

**Sat. July 18, 72nd Annual Model T Swap Meet, Veterans Stadium,  
5000 Lew Davis St., Long Beach, Gates Open 7am.**

**IF YOU LEARN OF OTHER SWAP MEETS, PLEASE SEND THE INFO TO OUR EDITOR SO THEY MAY BE INCLUDED HERE.**

Highlights of the Tech Seminar

By David Knapp  
 Technical Director

**Installing Brake Cross Shaft Bushing** by Eric Engle

Once again, club members were invited to **Richard and Jeanne Parrish's** place for a class on how to properly adjust our Model A mechanical brakes....always a worthwhile endeavor, if one likes to actually stop when they step on the brake peddle...which I kinda do!

Seminar was based on adjusting one's brakes. However, the session started off with a little bit of a side line, with club member **Brian Huffman** showing how he has renewed and improved the bushings for his brake's cross shaft. Starting with some store bought brass bushing, that can be purchased at most any Model A parts dealer, **Brian** showed how he slightly modified those bushings, so as to be able to apply grease to them every now and then. He carefully drilled out one of the halves, and installed a Zerk fitting (or grease nipple), one for each end of the cross shaft. He then drilled a corresponding bigger hole in the cross shaft brackets, so that the grease fittings would easily protrude though, making for easy access during a routine lube job.

The other modification that **Brian** showed the group, was a channel on the inside surface of each bushing, where the cross shaft would come in contact with the bushings, so that the grease could travel through and around, so that the entire inner surface of the bushing would be well lubricated. One means of making that groove might be using a Dremel tool. Neat, simple, and looked to be a very nice method of ensuring that the all important cross shaft gets lubrication all the way around and performs at peak efficiency for many years to come.

Next up was **David Knapp**, our new club Technical Director, showing all the steps necessary to adjust one's brakes perfectly, starting with the making sure that the brake rods were starting in the correct position; a very important step that might get forgotten. **Don't skip this step!!!**

The lucky club member, who volunteered his fine looking roadster to be worked by **Dave**, was **Rodger Gulledege**. Both members worked for awhile to make sure everything was just right! **Mr. Paul Shinn** has a very informative video, showing the step-by-step procedure for getting things adjusted just right.

<https://www.youtube.com/watch?v=0zk-0tIAfWQ&t=73s>

After all work was finished and test drives were completed, **Rodger** was VERY happy with the end results, stating that his car had never stopped so well!!

Great job everyone!



Couple options of brass bushings: Whole bushing require removal and disassemble of cross shaft, while 1/2's don't.



"Precision" tools necessary for this upgrade.



(Continued from Page 5)

## When Your Brakes Take a Break by David Knapp

On February 14, we gathered at the Parrish's to address some Model A brake maintenance issues. Our workshop began with **Brian Huffman** demonstrating his brake cross-shaft modification. **Brian** showed several different bushing options as well as a grease Zerk fitting installation method that would allow for regular and improved greasing of the brake cross-shaft.

The second part of our workshop entailed full adjustment of the brakes on **Rodger and Debbie Gulledge's** '31 Roadster. During our work, we added a brake pil to the left front brake, adjusted each individual wheel adjuster, and then set the brake rod lengths. Once we had the brake rods and adjusters sorted out, we moved on to a test drive with fine tune adjustment. The method for the brake adjustment process we followed was described by **Paul Schinn** in the January/February 2025 Restorer Magazine. The process is summarized in the following steps:

1. Disconnect brake rod clevises, check brake rod return spring function.
  2. Inspect front brake arm forward tilt (desire 15-30 degrees).
  3. Adjust wheel brake adjusters at each wheel. Back off about 3 clicks from light drag.
  4. Install brake rod clevises/rods
  5. Install wood brake adjusting tool at 2" pedal depression—should be no brake resistance
  6. Change to 2nd notch on wood adjusting tool, rear brakes should have light drag. Adjust clevises to get desired light drag.
  7. Move to 3rd notch. Should be medium drag at rear, mild drag on front. Adjust clevises as needed.
  8. Move to 4th notch, Should be heavy drag or locked.
  9. Install clevises and cotter pins for test drive. If steering pulls left, tighten right front adjuster clockwise. If steering pulls right, adjust left front wheel adjuster clockwise.
- When done, make sure all cotter pins and lock nuts are secure/tight.

Much debate was had around braking bias front to rear. Ford recommended 60 rear/40 front. But with modern roads and tires, many have changed that ratio to 50/50 or 40r/60f.

The next technical workshop will be cooling system maintenance and head gasket leak testing. Our new member **Bonnie Nardulli** has a 1930 Fordor that recently overheated and was found to have a rusty cooling system. **Bonnie** hasn't driven the car much in recent years, so we don't really know all we may find.

The workshop date is March 14 and, as usual, donuts at 8:30, workshop starts at 9:00. Location will be in Mission Viejo. Please bring your own chairs... *I'll bring the donuts!*

**Sunshine & Sorrow**

By Marilyn Singer  
[jmsinger@pacbell.net](mailto:jmsinger@pacbell.net)

For the month of March, let's make it only "sunshine" with Irish quotes.

Irish Blessing and Prayers:

*"May the lilt of Irish laughter lighten every load and may the mist of Irish magic shorten every road."*

*"For each petal on the shamrock, this brings a wish your way, Good health, Good luck, and Happiness, for today and every day."*

*"May your glass be ever full. May the roof over your head be always strong. And may you be in heaven half an hour before the devil knows you're dead."*

Happy Birthday – March

**Richard Bolls   Toni Cimarusti   Darwin Kibby   Chrisanne Edmonson**  
**Gary Livesey   Jeremy Gaynor   Richard Parrish   Janet Polito   Doris Pospichal**  
**Mary Pugmire**

## Another BLT install....Well, Sort Of by Eric Engle

The BLT team showed up early Wednesday, Feb. 25<sup>th</sup>, to work on another Steve Mitchell synchromesh transmission installation. Easy enough, right? ... at least we thought so! We should have known this one wasn't going to go so smoothly right from the beginning, when the owner of a nice 31 Cabriolet showed up with his car on a flatbed. Buggers!!! Seems that he had some sort of electrical problem that couldn't be solved the morning of the scheduled install. "OK....we should be able to fix that problem also!". So the team began work. We backed the rear-end out far enough to remove the original transmission. But then.....problems showed up....Buggers #2 !! It was at this point that it was discovered that we weren't dealing with a 1931 car, but instead a 1928 frame and running gear, with a 31 body bolted to it. And the problem was, the earlier Model A's had a few changes to them that negated the BLT team from installing all the parts that would have fit a 31... Seems that the brake cross shaft is in two pieces, not the usual one piece. There is a split right in the middle, with ball ends, that attach to the two-piece housing that encases the U-joint (Clam Shell). Sadly, the BLT team did not have the necessary Clam Shell, so we had to put all of our toys away, until such time that Steve Mitchell could FedEx the proper one to us....So, sadly, the team will have to come back another day to complete this install.... Stay tuned for the continuing saga in the next issue of The Distributor.



Showing the ends of the 2-piece cross shaft

## The Model A Restorers Club, Inc.

# THE *running* BOARD REPORT

From Tom Hovetter, President and Jim Zimmer, Director of Regions

January 2026

**M**ARC's Board of Directors is pleased to announce that our completely restored website is alive at [ModelARestorersClub.org](http://ModelARestorersClub.org) ([modelarestorersclub.org](http://modelarestorersclub.org).) (If you have the link to the old website on your phone or computer, the old website will automatically connect to our new website). This upgrade marks an exciting step forward for MARC. Our new site uses modern technology to make it easier for members to:

- Browse national and regional events
- Renew memberships online
- Connect with other Model A enthusiasts
- Access club news and resources anytime — even on your phone

As our club continues to evolve, this new digital foundation helps us reach the next generation of Model A owners while staying true to our heritage.

Please take a moment to visit the new site and explore what's new. We welcome your feedback and ideas as we continue improving the online experience for everyone.

**A**s some of you may have noticed on the MARC Facebook group, we advertised a special promotion to attract new members. If you have not been a member of MARC previously, you qualify for this promotion! Sign up for a MARC membership at the regular price of \$50 (12 months membership) and receive FREE editions of *Technically Speaking*, volumes one through thirteen, including shipping (while supplies last). AND if you want to purchase volumes fourteen and fifteen for an additional \$25 they will be shipped with the other volumes! Sign up on our new website by clicking join now. If you want to purchase the additional volumes you must call the office at 734-427-9050 within 48 hours of joining to qualify for free shipping.

**R**egions, please note that 2026 dues in the amount of only \$25 are now due. They can be paid by accessing our new website at [modelarestorersclub.org](http://modelarestorersclub.org), select Regions and the Region toolbar to take you to renew. Also, a reminder that most membership fees are due at this time of the year. Don't let your membership expire and miss an issue of the *Model A News!*

**C**ircle your calendars now for July 12-16 and make your hotel reservations for the 2026 MARC National Meet in French Lick, Indiana. 894-241-8391. Driver Class judging standards have been updated and are available to download at [modelarestorersclub.org](http://modelarestorersclub.org). Plan to enter your Model "A" in the judging!



Deadline for submissions  
for the  
next Distributor is  
25th of each month

Submit all Articles and  
ads  
to

eengle@socal.rr.com  
or mail to Eric Engle,  
16732 Redwood St.,  
Fountain Valley, Ca.,

MAFCA is ac-  
cepting 2026 re-  
newals.  
Call 866-379-

3619 or  
visit



## UPCOMING EVENTS

**SAVE THE DATES :**

**April 14, 5:00pm-8:00pm PDT, Model A/AA  
Mail Truck Semi-Annual Virtual Conven-  
tion**

**Join via Zoom at**

<https://us06web.zoom.us/j/89128507669>

*\*Copy/paste this to your browser\**

**We will share restoration progress, hear  
some Mail Truck stories and discuss how  
we can help each other.**

**Chair: Charles Hilton, Postal A's Presi-  
dent. Contact: Roger Davis, 2169 E 900 N  
Spanish Fork, UT 84660, 801-505-**

**8727, rldavis1929@aol.com**

### **Model A Conventions – West Coast this year**

It is not very often that a National Convention comes to the West Coast. Take this opportunity to spend time with the other Model A enthusiast. Three different events here...take your pick! And we have groups that are ready to tour to these events with you!

**The CCRG – Central California Regional Group annual convention will be held in Bakersfield**  
May 1-2 hosted by the Bakersfield Model A Club. We always get a good turnout from our club for this event (10-15 people).

**Contact is Linda Jackson, snickers@atginternet.com, 661-747-2464**

**The NCRG – Northern California Regional Group will host their annual Mini Roundup in Sonora, California** May 22-24 hosted by the Sonora A's. Seminars, driving tour, gymkhana, Hubley Derby, raffle and banquet. Not usually on our agenda but since it is on the way to the National Convention...why note? Info and registration:

**<https://www.sonoraas.com/2026-mini-round-up>**

**The MAFCA National Convention will be held in Pendleton, Oregon** May 31-June 7. Seminars, driving tours, raffle. This is your opportunity to attend a National on the west coast.  
Info & Registration:

**<https://www.2026mafcanationalconvention.com/>**

**Our SCRG group – Southern California Regional Group** will be doing a driving tour from San Diego to Pendleton, Oregon May 26<sup>th</sup> to May 31 for the National Convention. For itinerary and contact info, see other page in this newsletter or check their website:

**<https://scrgmafca.com/Events.html>**

If you have questions about these events, you can call **Becky MacIntosh**

## Custom Metal Fabrication Trends...Food for Thought

by Eric Engle

Why this article in a Model A newsletter? Just to show the types of things that can possibly be done by very talented fabricators, that can make just about any rusted out, beat beyond repair, body panels for your car or truck, brand new.

The blue 55 Chevy "stroller" was built by David Engle. And the unpainted Chevy van body, built by a friend of his, Bob Grant, up in Oroville, Ca., and then shipped to O.C. in four separate pieces, was then welded and smoothed by Dave into one solid piece.

David's "sickness" also seems to be spreading...The other "peddle car" (huh, huh) was built by a friend of his (Doug Jerger) from Phoenix, Az.. **WOW!!!**

The orange "peddle car" was auctioned off for a charity at last year's Grand National Roadster Show in Pomona. The winning bid was \$15K....which was then "matched" by In-n-Out Burger for their charity to help human trafficking victims... Actually, In-n-Out then added another \$45K, for a grand total of \$60K for their charity... **WOW 2 times!!!**....

I thought maybe members might enjoy seeing some seriously talented metal fabricators working their magic, just for good causes, and maybe food for thought for possible future projects on your Model A's .

Nice to know that just about any hard to match metal panels can still be fabricated if necessary.



## Route 66- So How Was Your Trip? By Dianne Gaughen


Now that our highway had a number, what was it like to drive on it? Well, it was easy to get lost! As one old-timer whose father had owned a gas station in the 1920's put it, "The roads were no good, tires were no good, cars would get hot, and the highways were not marked."

Cyrus Avery's joint board adopted the black-and-white shield to mark national highways. That was helpful, but it didn't mean the roads would be paved! It wasn't until the early 1920's that Illinois state highway engineers put down a test patch of concrete cement outside the State Fair Grounds north of Springfield. In the years that followed, more concrete pavement linked Chicago to Springfield and on to St Louis.

All sorts of things were used as pavement – not just concrete. Some roads were sand or wooden planks. But progress was being made. In 1929 a Texaco road report indicated that Illinois and Kansas were fully paved with concrete, Missouri was 2/3 paved, and that Oklahoma was 1/4 paved. Texas had no pavement yet and on the 1221 miles of route 66 that covered New Mexico, Arizona and California, only 64 miles of pavement had been poured.

It was 1938 before Route 66 was paved all the way to Santa Monica, California. In the meantime, drivers had to have a spirit of adventure, a sense of humor and a working knowledge of auto mechanics in order to undertake a cross-country trip in the 1920's.

### *Just for Laughs*



"So, what's this? I asked for a hammer! A hammer! This is a crescent wrench!...Well, maybe it's a hammer... Damn these stone age tools!"

AS LONG AS  
EVERYTHING IS  
EXACTLY THE WAY  
I WANT IT. I'M  
TOTALLY FLEXIBLE.



"Drive, George, drive! This one's got a coat hanger!"



Return Address:  
OCMAFC  
P.O. Box 10595  
Santa Ana, CA 92711

We are on the Web!  
[www.ocmafc.org](http://www.ocmafc.org)

## Next General Meeting

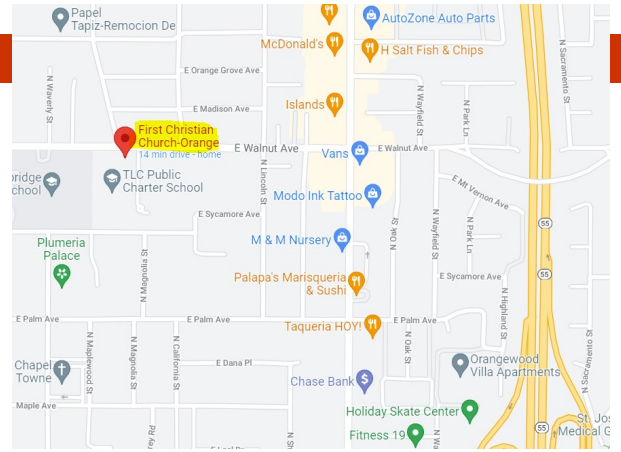
[Second Thursday of every month]

Next Meeting March 12th, 2026

Time: 7:30pm

Location:

First Christian Church of Orange  
1130 E Walnut  
Orange, CA  
(Between Tustin & Cambridge)



## *Under the Shade Tree: Why Participation (and Inclusion) Keeps Our Club Running*

By **Wade Ratzlaff**, President San Fernando Valley Model A Club

If you've ever stood under a shade tree staring at a Model A that ran fine last week, you already understand how our club works. These cars don't survive on polish alone—they survive because someone shows up, turns a wrench, offers advice, or at least holds the flashlight. Clubs work the same way.

Right now, our biggest challenge isn't parts, tours, or meeting space—it's participation. A club with great cars but quiet members is like a Model A with a full tank and no spark. It looks good, but it's not going anywhere.

Participation doesn't mean you have to be an expert. It doesn't mean you need a perfectly restored car, a trailer, or even a Model A that runs every time. It means showing up—to meetings, tours, breakfasts, tech days, car shows, or even just to say hello and ask a question. Every time you attend something, you're keeping the club alive.

Just as important is inclusion. This club is for everyone: long-time owners, brand-new members, spouses, kids, grandkids, folks with projects, folks with drivers, and yes—even folks who sometimes arrive in a modern car. We'd rather you come in something modern than not come at all. The more people feel welcome, the more likely they are to stay, learn, and eventually get their own Model A on the road.

When more people participate, more good things happen. Knowledge gets shared. Cars get fixed. Tours get bigger. Stories get better. And suddenly, that Model A that's been sitting quietly in the garage finds its way back onto the road—where it belongs.

This year, my goal is simple: more involvement, more smiles, and more miles. If you've been sitting on the sidelines, consider this your invitation. Come to a meeting. Join a tour. Bring a friend. Ask a question. Earn a button. Break down and earn a patch. Just be part of it. Because at the end of the day, this club isn't just about Model A Fords—it's about the people who keep them running.

See you under the shade tree.

— **Wade Ratzlaff**