

Orange County Model A Ford Club

THE DISTRIBUTOR

Established
1961



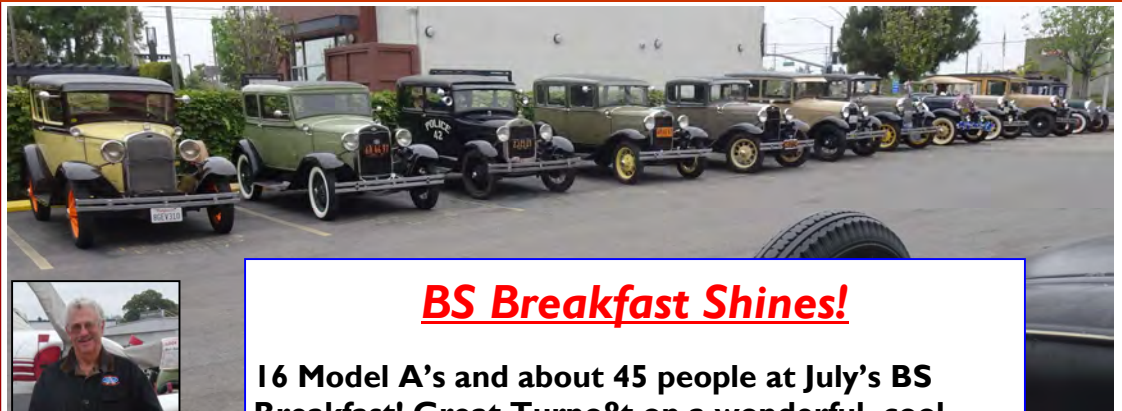
Inside this issue:

President's Message	2
Board Member Contact Info/	3
Calendar/Swap	4
July Tech & Era Fashions Seminar	5
Yanks Museum Tour	6
Sunshine & Sorrow Serious! Heat Exhaustion	7
4th of July Parades	8
LaMirada Theater	9
Back Flush! Caption this Photo	10
Route 66 (cont...) Laughs!	11
Next Meeting Swap Meet Flyer	12

Volume 64 Issue 8

Aug. 2024

Editor Eric Engle



BS Breakfast Shines!

16 Model A's and about 45 people at July's BS Breakfast! Great Turno8t on a wonderful, cool morning to be out and about. Keep those Model



A shout out to **Steve Pavich** for always providing photos of our events. Just about every photo you see in the newsletter comes from Steve. Thank you

OCMAFC REACHING OUT TO HELP


OCMAFC received this request via email.

"I am a member of another club and on a mission to purchase a hat and shirt from as many clubs as possible around the country. I'm in Tennessee and am hopeful I could get one sent to me."

The request came from a member of the Smokey Mountain Model A Club. **Perry & Gina Wilson** sent him a hat and some left over items from the Pancake Breakfast including a t-shirt. The response was quick and will brighten anyone's day.

"Wow we are overwhelmed. This photo is our daughter. She has multiple birth defects..... you made her day!"

Perry also asked for a hat from their club which we will see at a future raffle at one of our meetings. Always fun and rewarding to interact with other clubs



News From the President

By Mike Edmonson

Greetings Everyone!

Here it is August and entering into the second half of 2024 -- and no real hot spells (Shhh!). But this also means July was great driving weather.....still!!! So, where all did you drive to? Any great mini-tours, trip to the stores, or off to grandmother's house you go (or grandkids, ahem). Regardless where you went or why, please let us know at our next meeting on August 8th. Some show and tell will really help spice up our meetings.

Speaking of meetings (and our August meeting comes a little early this month), let me or one of the board members know if you would like to make some changes or additions; variety is the spice of life. I have been thinking it would be nice to bring in some guest speakers on occasion. If any club member has an idea regarding a guest speaker, or maybe a topic, let us know so planning can take place. I can pull agendas out from my you know where, but guest speakers take a little planning, sometimes months out depending on the topic or individual.

A couple of notes regarding the August calendar. The 1st is a Thursday, so that means our standing First Saturday Breakfast is upon us pretty quickly on August 3rd at 8am. We had a great turnout at the recent Thursday Breakfast, so let's keep it rolling. This month's Technical Seminar is about taking care of that beautiful paint job (or in my case patina) at Masterson's Car Care - details in this issue and on our website. Of note Masterson's make their own car care products which are available on Amazon and other locations in the local area. Start time is an hour later so we all get to sleep in (weeeee!). And this month's tour/activity should be fun and you don't have to go very far to get there (that's for you Rodger!): A replay of the OC Model Train Engineers Facility in Costa Mesa.

And to our unsung heroes club -- you know, the 20 percent that does 80 percent of the work (wink wink). This month I'd like to recognize our own Treasurer, Darwin Kibby. I don't know how often you take the time to thank him, but I encourage you to do so. We are so fortunate to have someone of his caliber and background, much less patience, filling this important position. In spite of his day job and family job (right Pam?) our books are consistently kept in proper order. He's Johnny on the spot at our annual Pancake Breakfast fundraiser to receive cash coming in and getting change to the ticket sellers and merchandise booth. And it's a position he has graciously held for two terms (don't ask him to serve a third term, I started to and there was this certain look and twitch in his eye that made me think otherwise). So as you can tell, while we say thank you, he will receive your thanks much better by YOU stepping up and putting your name in the hat to run for Treasurer this Fall (like how I snuck that in?). Oh, and while you're at it, I'm still looking for someone to serve as Election Chairman.

Until then, see you at the turnaround point,

Mike



2024 BOARD MEMBERS

President – Mike Edmonson
 VP/Activities –
 Steve Pavich/Roger Gullledge
 Secretary – Debbie Parrish
 Treasurer – Darwin Kibby
 Technical – Ron Andrews/Dave Knapp
 Editor – Eric Engle
 Immediate Past President – Louise Hall

COMMITTEES

Co-Editor/proofreader –
 Becky MacIntosh
 ACCC Representative – David Knapp
 Breakfast Committee –
 Aaron Magdaleno
 Club Greeter – Linda Tom
 Election Chairperson – Richard Parrish
 Historian & Librarian – Bruce MacIntosh
 Merchandise Director – Perry Wilson
 Pancake Breakfast Setup & Coordination
 Aaron Magdaleno, Frank Reese,
 Don Ratzlaff and Richard Bolls
 Raffle – Ed Cote
 Refreshments – Gerry & Sherry Reid
 Regional Representative, SCRG -
 Jim Runyon
 Era Fashions—Kaci Terens
 Sunshine & Sorrow – Marilyn Hawkins
 Webmaster – Bruce MacIntosh

We have removed all
 Committee members'
 emails and phone
 numbers in order to
 ensure their privacy.
 Members can find this info
 in your roster.

Please Note: Some
 information contained in
 our newsletter has been
 reprinted from other
 newsletters; we thank and
 acknowledge them.

Orange County Model A Ford Club
 General Meeting Minutes on
 Meeting held at First Christian Church in
 Orange, CA



July 11, 2024, 730PM

The meeting was called to order by **Mike Edmonson**. **Mike** led the flag salute. **Marilyn Singer-Hawkins** told a joke.
MINUTES: The past minutes were provided. **Sheila Plotkin** made a motion to accept and **Pam Heiland 2nd**. All approved.
FINANCIAL: The financial report was presented by **Darwin Kibby**. **Marilyn Singer-Hawkins** made a motion to accept and **Norm Kredit 2nd**. All approved. Total membership is 136.
ACTIVITIES: **Steve Pavich** shared some of the upcoming activities. 8/24 Goathill Train Museum, 9/14 Progressive Brunch and Model A Day. October will be Rubel Castle.
TECHNICAL: **Ron Andrews** shared that the Tech/Era Fashion seminar will be on 7/13 at **Bruce and Becky MacIntosh's** home. Steering column support for the guys and straw hat and bling for the ladies.
EDITOR: For now.... busy in Tahiti!!
SUNSHINE AND SORROW: Congratulations to **Eric Engle** on twin granddaughters. **Don Dormeyer** suffered heat exhaustion at July 4th parade. **Frank Reese and Patti Cote** had carpal tunnel surgery. Sending good wishes your way.
HARD LUCK TROPHY: **David Knapp** had a heat issue with his car while out at Chino Airport on tour.
RAFFLES: **Chrisanne Edmonson** won ten dollars for the attendance raffle. **Jerry and Georgia Sterling** won forty dollars but were not present to claim for the membership raffle. The amount will roll over to Fifty dollars next month.
JULY BIRTHDAYS: **Lori Kredit, Pam Heiland, Perry Wilson and Rodger Gullledge**. Happy Birthday.
REFRESHMENTS: were provided by **Marilyn Singer-Hawkins, Frank Reese, Ron Andrews, Aaron Magdaleno, Gerry Reid and Linda Tom** for drinks.
 Meeting adjourned at 8:30pm with 45 members.

Submitted by Secretary **Debbie Parrish** awaiting approval.

Upcoming Tours and Activities Calendar



Aug 3 (Sat) First Saturday Breakfast BS Session—8:00am, Denny's, 2314 17th Street, Santa Ana



Aaron Magdaleno.

Aug 22 (Thu) Fourth Thursday Breakfast—9:00am. Location TBD. For more info, contact



Aug 8 (Thu) General Meeting will be at 7:30pm at First Christian Church of Orange, 1130 E Walnut, Orange (between Tustin & Cambridge). Follow the signs. Lots of free parking. The Board Meeting will be held at 6:30pm and all are welcome.



Aug 24 (Sat) Model Train Engineers Tour, **10:00am** Meet at OC Model Train Engineers facility—**2480 Placentia Ave, Costa Mesa.** (East side of Placentia across street from Estancia High School and Fairview Park). See details to the right. Afterwards, will travel to the **Balboa Ferry** (Bring \$1 bills) and then to lunch at **Acapulco Restaurant—1262 Bristol St, Costa Mesa** (across from Ganahl Lumber). Contact is Steve Pavich.

August Tour

Saturday, Aug 24
OC Model Train Engineers at the Goathill Junction Railroad. A private tour of the engineer facility and a ride on small scale replica trains.

This facility operates on public donations—Donation jar will be available. Family/kids are welcome. Riders must be 31" tall.

Balboa Ferry and lunch after at Acapulco in Costa Mesa. Please **RSVP** Steve Pavich **714-322-7561** stevepavich@gmail.com or **Rodger Gulledge 714-705-9136** rodergulledge@yahoo.com



Aug 10 (Sat) Technical Seminar. **Masterson's Car Care. NOTE TIME: 9:30am for coffee and donuts, 10am seminar begins.** 4308 E. La Palma, Anaheim (Between Richfield & Lakeview). Contact Ron Andrews.



Swap Meets/Car Shows

Aug 11 (Sun) Pomona Swap Meet & Classic Car Show, Fairplex, 1101 W McKinley Ave, Pomona 5am-2pm

Aug 17 (Sat) — El Segundo Main Street Car Show—10am-3pm—Main Street between El Segundo Blvd & Mariposa Ave, El Segundo-free

Aug 18 (Sun)-Every 3rd Sunday the Month — Buena Park Classic Swap Meet—6am-10am—Buena Park Elks Lodge—7212 Melrose St, Buena Park-\$1 admission

Aug 24 (Sat) — 13th Annual So-Cal Early Ford V8 Club Inter-Regional—8am—\$2 admission. Buena Park Elks Lodge—7212 Melrose St, Buena Park

Sep 14 (Sat) 22nd Annual Santa Maria's All Ford Car Show and Swap Meet, 201 S Broadway, Orcutt, CA 93455 7am-3pm, free

Sep 15 (Sun)-Every 3rd Sunday the Month — Buena Park Classic Swap Meet—6am-10am—Buena Park Elks Lodge—7212 Melrose St, Buena Park—\$1 admission

IF YOU LEARN OF OTHER SWAP MEETS, PLEASE SEND THE INFO TO OUR EDITOR SO THEY MAY BE INCLUDED HERE.

Highlights of the July Tech Seminar Technical

By Ron Andrews

Director

Stop! Don't grab that wheel...

Yes you know what I mean because it could cause a real headache. It took Ford several years to figure out that pulling on the steering wheel caused the column attachment on the bottom of the gas tank to start leaking, Yikes!

Fortunately, Ford came up with a support bracket to take the strain away from the bottom of the tank. They incorporated the fix into the 1931 cars using a stamped steel material for the part. Today we are lucky to have that part in a reproduction but in a cast material for 1930/1931. However, the 1928 and 29s have a slightly different dash spacing that will not accept the 30/31 part so a small bracket strip must be fabricated to accept the current part. We had examples of the bracket and the modification strip for the early cars that's easy adaptable. The diagram is available on the website under Tech Articles or click [here](#).

As per the modification to the support bracket for the 1928 and 1929, Don Ratzlaff has installed it in the police car and it works fine per diagram. Although he had to find the proper bolt for the threaded hole and had to shorten it about 1/2 inch.

Thank you to **Bruce and Becky Macintosh** for hosting. See you at the next one!



Hands On—Era Fashions By Kaci Terens

The ladies were hands-on this month as we extended the tech seminar with activities for the ladies. Cloche hats were discussed and with cloche hats on hand that **Kaci** had purchased, we dug into a collection of bling and ribbon to personalized the hats—hope to see those hats at the next event ladies! Also had “Model A car” iron-on bling designed by **Becky** for attaching to our casual wear.



If you missed this event and are interested in hats or bling, talk to Kaci and Becky at the next meeting.



July Tour—Yanks Museum @Chino Airport

Sixteen Model A's showed up at the BS Breakfast at Denny's on Saturday, July 6th and five Model A's traveled Carbon Canyon toward the Yanks Air Museum at the Chino Airport. Club members: **Rodger & Debbie Gullede, Dave Knapp & his son, Gary Livesey, Bob Currier & Judy McQuaid and Steve & Debbie Pavich.** The group spent several hours with the museum's curator, James Noriega who shared his wealth of knowledge on the aircraft in Starfighter, Legends and Restoration Hangars. On display are 190 aircraft including the P-51 Mustang, the Wright Brothers Kitty Hawk and the Lockheed Constellation passenger plane. Examples of military aircraft from 1903 to the 1980's are on display. The weather forecast of temperatures in the 90's undoubtedly affected the tour attendance, but those who attended were welcomed with a cool ride to the museum and pleasant ride home. Several club members enjoyed lunch at the world famous Flo's Diner at the airport.



Great turnout at the BS Breakfast prior to the Yanks tour!

Sunshine & Sorrow



By Marilyn Hawkins
m_hawkins33@cox.net

Sunshine: Take time this summer for a day at the beach or how about going to the OC County Fair.

Sorrow: **Don Dormeyer** was in line w/his black Roadster for 1-1/2+ hrs in the direct sun for the Orange Park Acres Parade. He drank water but not enough water and developed severe heat exhaustion. He could not get cooled off, could not sleep and could not drink or eat, plus a headache. Fortunately, Don made it home w/top up before it really hit him and he started treatment immediately for much of 2 days. This can be serious-see below.

Frank Reese has his right hand bandaged for carpal tunnel operation which relieved the nerve. **Patti Côté**, has pretty much the same problem w/the addition of basal joint replacement in her hand. Please keep **Jim Runyon** in your prayers as he cares for **Dianne** who is now bedridden.

*So many things are overwhelming right now.
Just remember to take one step at a time, one day at a time.*

HEAT EXHAUSTION IS DANGEROUS

One OCMAFC member chose to do the Orange Park Acres Parade, in his black roadster. 1-1/2 + hours in the direct sun. He drank water but not enough water, and developed severe heat exhaustion. Can't get cooled off, can't sleep and can't drink or eat but must, headache. Fortunately he made it home with the top up before it really hit him and he started treatment immediately for much of 2 days. This can be serious.

HEAT EXHAUSTION treatment: Get in a cool/cold place for 24 hours or more. Force yourself to drink water or electrolyte sports drink. Avoid alcohol or caffeine.

Heat exhaustion is not the same as **HEAT-STROKE** which is much more serious. **HEAT-STROKE CAN KILL YOU.** It is the most serious heat-related illness.

The body's temperature rises rapidly, the sweating mechanism fails, body is unable to cool down. When heat stroke occurs, the body temperature can rise to 106°F or higher within 10 to 15 minutes. Heatstroke requires professional medical attention. **CALL 911** and try your best to cool the person off until help arrives.

Heatstroke Symptoms: Body temperature: of 103°F or higher. Skin hot, red, dry, or damp skin, or profuse sweating. Pulse rapid and strong. Mental status: Confusion, altered mental status, slurred speech, disorientation, or delirium. Other symptoms: Throbbing headache, nausea, dizziness, vomiting, fainting, loss of consciousness, seizures, or coma. **CALL 911** and try your best to cool the person off until help arrives.

4th of July Parades

Did you see Model A's on the road Thursday morning for the holiday? The OCMAFC club members drove across town, crossing each other's paths, to participate in two parade celebrations for the day.

Four cars joined 30+ classic vintage vehicles, ranging from Model T's to 1940 Fords, 1950 Chevys, and Corvettes, to parade through the Morningside retirement community. We were greeted with smiles and waving flags as we circled the complex multiple times and then parked to answer a few questions.

Another OCMAFC group went for the traditional neighborhood parade in Orange Park Acres, stocked with small candies to throw to the kiddos. At that event, 6 club cars showed up, all decked out in patriotic dress. The 4 mile route was lined with LOTS of residence, friends, and families...and LOTS of kids, all yelling, "Happy 4th of July". There were a large number of equestrian groups, old time floats (trailers) being towed by farm tractors and even a gal riding her tricycle with a cage of chickens mounted on the back.

This was a great day for gathering together to celebrate our country's 248th year of independence.....and to show off our cars and honk our "Ahooga" horns, of course.



Deadline for submissions for the next Distributor is 25th of each month

Submit Articles and ads to

eengle@socal.rr.com

or mail to Eric Engle,

16732 Redwood St.

Fountain Valley, CA 92708

MAFCA is accepting 2024 renewals. Call 866-379-3619

or visit

www.mafca.com



UPCOMING EVENTS

SAVE THE DATES : "THE NEW MODEL A DAYS" at the Gilmore Car Museum, September 20-21, 2024

MAFCA NATIONAL AWARDS BANQUET, Dec 11-14—Salt Lake City, UT

LaMirada Theater

Rodger Gulledge, Steve Pavich and Ron Andrews along with a Fordor from the Whittier club

attended the LaMirada Theater screening of Bonnie & Clyde (On stage in London, England but on screen here) with their Model A's to add to the experience for the attendees at the event.

Looks like a lot of glamour and fun!



Personalized thank you received from Lake Park Community for our addition of Model A's to their senior living event.



Model A Ford

*O.C. Model A Guys
a big "Thank You" from Lake Park Community. Thanks for sharing your beautiful Model A's in the hottest day of June. Your cars brought many memories back. Our Father's day BBQ & Car Show was a huge success. Blessings Lorrie*

Back Flush!

by Tom Endy

The cooling system on a Model A Ford can get pretty crudded up with rust, calcium, and also with grease from the water pump. If the radiator has been in service for a long time it is best to remove it and take it to a radiator shop (preferably to one that is knowledgeable of Model A radiators) and have it rodded out.

The engine block and the head are also usually crudded up, especially with rust. This is where a technique called back flushing can be affective. Back flushing of the radiator can also be affective if the cooling tubes are not hopelessly plugged up. The trick is to force water through the system backwards to the direction it normally flows.

Various cleaning solutions have been suggested for use in dislodging the cooling system crud. Some have suggested a combination of oxalic acid with a baking soda rinse. Others have suggested liquid Cascade dishwasher solution. There are also commercial cooling system cleaning agents available from most auto parts stores. Whatever cleaning agent is used, it is best to finish up by back flushing the system.

It has also been suggested that a newly overhauled engine should be back flushed before being connected up to the radiator. A considerable amount of rust can become dislodged inside the water jackets when the engine was hot tanked and in all likelihood is still inside the water jackets, as well as machining chips. If the engine is immediately connected up to the radiator all the loose particles will be dumped into the radiator.

In order to back flush the Model A cooling system some special adapters need to be fabricated. Two plugs with a hole drilled in them must be made up, one to fit the large upper radiator hose, the other to fit the smaller lower radiator hose. The holes in the plugs should be tapped with a pipe thread. The plugs are then fitted to provide garden hose connections. The two plugs can be cut from steel or aluminum round stock.

All the other hardware can be obtained from a local hardware store. Standard Model A radiator hoses and clamps are used to connect up the flushing apparatus.

To back flush the radiator, connect the adapters to the two radiator hose bibs. With a garden hose connected to the bottom hose bib adapter run water though the radiator backwards to the normal flow. Be sure to put the radiator cap on. A suggestion, connect the garden hose to your laundry machine hot water spigot and back flush with hot water. A second garden hose may be connected to the top radiator hose bib adapter to carry the exiting water to a suitable drain.

To back flush the engine, disconnect the radiator from the engine and install the two adapters to the engine. The large adapter is connected to the water outlet on top of the head. The small adapter is attached to the water inlet on the left side of the block. It is also suggested that the water pump be removed and a blanking plate be installed over the opening in the head. Connect a garden hose from the hot water spigot to the large adapter on top of the head. Connect a second hose to the smaller adapter on the side of the block and lead it off to a drain. Begin the back flushing. You can also start the engine up to add some vibration if desired. The hot water will not only aid in flushing the engine, it will also prevent the possibility of cracking the block with the use of cold water if you run the engine. ☺



Shown above are the two adapters and the water pump blanking plate. The long hose is the upper (larger diameter) hose. The short hose is the lower (smaller diameter) hose.

Page 6

Caption this photo

Photo credit: Steve Pavich

Email your caption for this photo to ocmafc@gmail.com

Best selection will be published next month...



1931 Ford Model A Tudor and the new Tesla Truck
(for those that don't recognize these vehicles).

ROUTE 66-The Next Step by Diane Gaughen

~ Continuation of our series about the beginnings of Route 66 ~

After a few abortive attempts to build highways, a few problems surfaced. For example, setting the route of a new highway caused conflicts between competing towns who each wanted the highway through their town in order to gain the business the highway would bring.

Another problem that hampered road-building was the funding – who was going to pay for all these new roads? The original Lincoln Highway was partly funded by private citizens and businesses, but it wasn't enough, so in 1923, the U.S. Bureau of Public Roads paid to finish the highway. This was made possible by a finding in 1915 that road-building funding from Federal funds was constitutional.

The Federal Aid Road Act of 1916 also helped by declaring that any road was eligible for federal aid if it was intended to carry the mail. States had to have a highway department to organize things, decide on primary routes and organize the project. \$75 million was appropriated in 1916 and 1921, but not much happened until 1924 when the push to build roads finally started to get off the ground – so to speak!

And one of the sparkplugs for this was a man from Oklahoma, Cyrus Avery, who badgered the Oklahoma governor to declare a fund-raising “holiday” to raise \$25,000 for roads. Success!

Just for Laughs

Starting the day with an early morning run is a great way to make sure your day can't get any worse than is started!



The distance it takes for me to forget a number between 1 and 10



Return Address:
OCMAFC
P.O. Box 10595
Santa Ana, CA 92711

We are on the Web!
www.ocmafc.org

Dedicated to the History and Preservation of the Model A Ford

Next General Meeting

[Second Thursday of every month]

Next Meeting August 8, 2024

Time: 7:30pm

Location:
First Christian Church of Orange
1130 E Walnut
Orange, CA
(Between Tustin & Cambridge)




13th Annual So-Cal Early Ford V-8 Club Inter-Regional

Giant... Collector Car **Swap Meet** *Lots of Ford Flathead Stuff*

Saturday, August 24, 2024

The only place that you're going to find Early Ford stuff is at a swap meet like this - put on by Early Ford V-8 Club Folks
Car & Truck Parts - Accessories - Tools - Literature, Books & much more

7212 Melrose Ave, Buena Park



*The Early Pickers
Get the Best Deals*

•BUY •SELL
•SWAP

All Makes & Models

At the Elks Club Lodge

EFV8 SWAP MEET LOCATION
Elks Lodge - Buena Park
7212 Melrose Ave.



Dealer
Set-up
7:00 AM

Open to
the Public
8:00 AM

Spaces \$25.00 each - Admission \$2.00 per adult at the gate

CALL FOR RESERVATIONS

Call Tom McLaughlin Ph. 714 998-4528
or Gary Zimmerman Ph. 714 726-8384

coffee and donuts will be on sale

Sale of Automotive & Car Hobby Related Items
No pets, guns or weapons