



The Mohair Flyer



Model A Ford Club of Santa Barbara

CALENDAR

February

- 7 Meeting 7 pm
- Tuesdays: Men's Lunch call Lorne
- 14 Valentine's Day
- 21 Ladies Picnic at Charlie's
Ladies Drive Model As. see pg. 9
- 24 Safety Clinic (4th Sat)

March

- 6 Meeting 7 pm
- Tuesdays: Men's Lunch call Lorne
- 8 Intl Woman's Day Ladies Picnic
- 8-9 CCRG Jamboree

Clovis Rodeo Grounds

- 16 Ladies Day at Fred & Cyndy's Ranch
- 17 St. Patrick's Day
- 31 Easter

April

- 3 Meeting 7 pm
- Tuesdays Men's Lunch
- 17 Ladies Lunch
- 20 Tour to plan

May

- 1 Meeting 7 pm
- 5 Cinco de Mayo
- Tuesdays Men's Lunch
- 12 Mother's Day
- 15 Ladies Lunch
- 18 Tour: Gymkhana (may move to 11th or 25th)

Next meeting, February 7 at 7pm
 South Coast Church 5814 Cathedral Oaks
 Guest Speaker:

Happy Valentine's Day!



Pg 2 President's Message	Pg Meeting Minutes cont. & Jokes
Pg 3 Poker Tour All Electric	Pg 9 Jokes & Feb Ladies Picnic location
Pg 4 Ladies Picnic January 17	Pg 10 Model A Mechanical Wiring Diagram & engine parts
Pg 5 My Model A Ford by Don Lauer	Pg 11 Model A's at the Arlington Model A Era Fashion
Pg 6 My Model A Ford continued	Pg 12 & 13 Our Advertisers
Pg 7 January 3 Meeting Minutes	Pg 14 MAFCA first year free form



BIRTHDAYS



1 Ron Long 10 Steve McGowan 10 Patricia Chidlaw
 10 Jill Thach 13 Bob Carty 20 George Krebs
 21 Steve Penniman 27 Cyndy Duerner 28 Alice Krebs



ANNIVERSARIES



1 Frank and Sandy Crow

Ladies Lunch

Next Ladies "Picnic" will be on the 3rd Wednesday February 21, 12:00 pm At Charlie's! See pg. 9!



Tuesday Weekly

Men's Lunch

Call Lorne Johnston for time and location



Santa Barbara Model A Ford Club's Facebook Page

www.facebook.com/SBAfords



Please click



Santa Barbara Model A Ford Club is on NEXT DOOR

<https://nextdoor.com/g/3em5las7v>



Fred Duerner is the January custodian of the Rubber Chicken Award for a minor mishap at the Goleta Holiday Parade



From the President

Christmas is almost put away and hearts are coming out. January was nice and I'm looking for-



ward to fun times ahead. Special thanks to Susan Carty for her interesting presentation on US maps and introducing us to their travel companion, Henrietta! Good idea for a way to meet new people.



The board will be meeting next week to firm up some dates and activities. Afterwards, there will be some committees for members to sign up for and open positions to fill.

Here's an easy job description: Who will be our Sunshine Representative this year? The SR will need to know when members are ill, have surgery, or in the hospital. Please call the SR if you have something to share. Stay safe! For now please pray for Ed Firth for taking daily drives to Ventura for his cancer treatments. Right now, Janet is bringing the raffle prizes to the meeting and we need someone to run the raffle *during* the meeting.



We realize that not many ladies can make the Ladies Picnics on Wednesdays to learn to drive Model A's but there are two Saturday's planned—February 24 at the Safety Meeting and March 8. See you at the meeting on February 7!

Poker Tour January 20 The route was amazing!



Party decor for each car?



More cards dealt in front of Valle Verde



Steve was the big winner!



Lorne's car with the Club decoration



Sunny Picnic in Stow Park



Ginger looking for a 4th ace!



All Electric Model A Ford submitted by Jill Thach



The Model E - 1930 Ford Model A Roadster All Electric EV Bolt In Conversion. Tesla battery & Hyper9. Youtube Channel: [Diss Repair](https://www.youtube.com/watch?v=W-0bPkM4oiM)
Complete story: <https://www.youtube.com/watch?v=W-0bPkM4oiM>



Where is the Charging Port? Behind the hubcap of the spare tire.

We started with a two owner all-original 1930 Ford Model A Roadster and converted it to an all electric drivetrain. The magic part is that it is a complete bolt-in conversion. No welding, cutting or mangling this pristine vehicle.



Complete silence: A big part of the charm of the Model A is it's signature exhaust sound.

Ladies Picnic January 17



Our picnic table was set up in the driveway and flanked by 3 Model A's. John G. decorated the table with Model a Parts so the ladies can learn.



Six Model A instructors showed up for the Ladies Picnic. They each earned a point towards the 2024 Eric Salter Award.

Model A Parts John G. put on the picnic table for Ladies to learn about



Points Plate with Points



Manifold Gasket Set




Coil



Distributor Cap



John G. shows Tanis how to start a Model A



Charlie shows Janet how to start a Model A

HISTORY OF MY 1930 MODEL A FORD By Don Lauer

My car was assembled in 1930 at the Ford plant in San Francisco, Calif. (see SFA 8000 stamped on top of the front body cross member).

In January 1930, Model A Engine Serial Numbers were 2742696 through 2826649 (see the publication "Model A Ford VIN numbers").

The Model A Engine Serial Number (today's VIN) on my car is 2812961 (stamped on the left side of the engine block) indicating the engine was manufactured in Michigan in January 1930 and subsequently shipped to the San Francisco assembly plant.

I'm under the assumption my car was purchased new in 1930 by a family in San Jose Calif. (can't be verified) and registered with the Calif. DMV.

My car was sold about 20 years later (early 1950's) by the San Jose family to Mr. Charles Clark ("Model A Charlie") in Richmond, Calif. and was registered by Mr. Clark with the Calif. DMV (as later explained to me by Mr. Clark). Mr. Clark completed a few repairs to the car and re-painted it (light blue with yellow wheels). Model A Charlie was a great source for car parts.

In about 1954, Mr. Clark sold my car to Mr. William Claussen in El Cerrito, Calif. who registered it with the Calif. DMV (verified by my conversations, as a teenager, with Mr. Clark and Mr. Claussen).

In August 1957, while still in high school I purchased Mr. Claussen's car for \$75.00 and I registered it with the Calif. DMV (Calif. license plate EJY379).

I drove the car for the next 10 years while in high school, college undergraduate school and college



I met on a blind date my future wife, Carol, in my Model A...



Don Lauer was in high school when he first bought his car

graduate school. Note: In October 1962, I met on a blind date my future wife, Carol, in my Model A... we got married in August 1964.



Continued on pg. 5

Continued from pg. 4 HISTORY OF MY 1930 MODEL A FORD



In 1979, I completely dismantled my car (every nut and bolt!)

In 1967, I stopped driving the car and put it into a friend's garage for storage. In 1974, I moved the car from California to Sioux Falls, South Dakota and registered it with the South Dakota DMV using VIN 2812961. I did not license the car in South Dakota because it was not operable.

In 1979, I completely dismantled my car (every nut and bolt!) in my garage and began a long-term "frame up" restoration. I had the engine rebuilt by a local expert engine mechanic (Mr. Ole Garvick). I



loaded the car's frame on top of our station wagon and Carol took it to a sand blasting shop...after 26 years and countless hours of hard work in my garage, I never finished the "amateur" job that I was doing.

In 2005, I engaged an experienced mechanic in South Dakota (Mr. Les Iseminger) to finish my amateur restoration effort...after 11 years (and about 950 hours!) of his "off and on" work on my car, it was reassembled and painted to the original colors. It still was not finished!

In September 2016, I had my unfinished restored car (that was still not operable) shipped from South Dakota to Santa Barbara, California.



I engaged an experienced member of the Santa Barbara Model A Club (Mr. Ron Ryker in Goleta, Calif.) to finish the full restoration of my car, and after 100 hours of effort...he finished it! On March 1, 2017, my car became fully operable (38 years after I started my restoration project) and was registered and licensed in California using VIN 2812961. Later that year, I joined the Santa Barbara Model A Club.

Santa Barbara Model A Ford Club Monthly Meeting Minutes January 3, 2024

The meeting was opened by the President, Janet Cox, at 7:20 pm. After the Pledge of Allegiance, Janet introduced Randy Douglas, who introduced his granddaughter, Kate, who told us about Providence High school's fundraising concert on January 19th at the Arlington. They would like to have some Model As to drive VIP guests to the concert, which will benefit the local charity called Kids Helping Kids. Also present was their teacher, Jamie deVrien. Bob Carty also introduced his guests, David and Lisa Carty, from Riverside. David is an avid car restorer, and has a keen interest in the Carty family history.



Program: Susan Carty, speaker, introduced herself with a brief sketch, and then told the group about the road trips she and Bob have taken, which led to her interest in maps, and especially the history of roads and highways in the US. She described the history of the Interstate System, and how they are numbered from West to East starting with i5 from San Diego to Canada, and ending with i95 from Maine to Miami. From South to North, the Interstate highways are numbered from i10 from Santa Monica to Jacksonville, FL and ending with i90 from Seattle to Boston.

Three-digit numbers on the Interstate system are a little different. The last 2 digits correspond to the "parent" highway they are linked to. If the first digit is even, the route goes through or around a city, and is connected at both ends. If the first number is odd, the route goes into a city, and is only connected to its parent Interstate at one end. Susan's handout, which she forgot to copy for the group, is now available on the Club's website.

Following the highways portion of her talk, Susan introduced their travel mascot and companion, a skinny colorful chicken named Henrietta. Meeting people and striking up conversations is Henrietta's major skill in life and her exploits have been recorded in a picture book. Autographed copies are not yet available to the public.



Secretary's Report: There was no report for December.

Treasurer's Report: The treasurer, Bob Davis, reported a balance in the savings account of \$6067.53. \$920 was deposited in the account in December, and there were expenses of \$1034.50 for that month.

Old Business: The Rubber Chicken Award was presented to Fred Duerner because he cut his leg in a parade and bled all over his car. The gymkhana will be held in May at Fred's place. Hopefully, he will no longer be bleeding at that time.

New Business: Aaron Machado won the Eric Salter Award and Steve Penniman won the Club Forefather's Award. He earned the most points for attendance, bringing

Continued on page 8.

his car to our events and wearing club jacket or hat.

Car Projects: Rose Marie drove her car for the first time. John G. reported that his garage find car won't run and won't stop." The Secretary gave up trying to figure that one out. The Ladies' Lunch is held on the third Wednesday of the month; the March Tour will be Ladies' Day, with Men doing the cooking and cleaning up and Ladies sharing newly learned information about how a Model A is put together.

Raffle and Drawing: Once again, there were lots of raffle tickets and happy winners, and John G. won the Member Draw.

The meeting was adjourned at 8:37 pm.



Jokes


When older people say, "Enjoy them while they are young." They are talking about your knees and hips not your kids

To get rid of unwanted junk during the holidays...

Put it in an Amazon box and leave it on a porch.

Troubled Parent Posted
THIS MORNING MY KID SAID HIS EAR HURT AND I ASKED ON THE INSIDE OR OUTSIDE, SO HE WALKED OUT THE FRONT DOOR, CAME BACK IN & SAID BOTH. MOMENTS LIKE THIS GOT ME WONDERING IF I'M SAVING TOO MUCH FOR COLLEGE..

More Jokes



**MY NEIGHBOR JUST YELLED
AT HER KIDS SO LOUD THAT
EVEN I BRUSHED MY TEETH
AND WENT TO BED.**

Ladies Picnic at San Miguel Park February 21

This bridge entrance is right across from Charlie Meraviglia's house at 7968 Rio Vista Dr. We can have a picnic at the park then practice driving Model A's around Charlie's neighborhood. This neighborhood has wide quiet streets. Charlie will BBQ.

This park has plenty for all to do. The natural areas are not only beautiful to look at, but also provide a great barrier from winds. The playground has features for children of all ages and abilities. The open grass field is perfect for a game of frisbee or tag with friends.



CLUB OFFICERS

PRESIDENT *Janet Cox*

VICE PRESIDENT *Steve Penniman*

SECRETARY *Susan Carty*

TREASURER *Bob Davis*

AUXILLARY BOARD

Randy Douglas

Ed Firth

Rose Marie Aldana

Mohair Flyer Editor: *Janet Cox* janet.e.cox@gmail.com

Photographs: *Janet Cox, Steve Penniman, Anne Villarreal and Christine Johnston*

Press Releases: *Janet Cox*

Webmaster and Roster editor: *Bob Carty*

Communicator: *Jill Thach*

Cookie Coordinator: *Phyllis Penniman*

Tours: *Annie Villarreal, Bob Davis, Steve Penniman*

Committees

Gymkhana: *Fred Duerner, Randy Douglas and Bob Davis*

Positions open: *Technical Editor, Club Cheer*

Please see your Roster for contact information

MODEL A MECHANICAL

At the January Ladies Picnic we learned where these parts of the wiring were located:

BATTERY
HORN BUTTON
STOP LIGHT
SWITCH
ELECTROLOCK
IGNITION
SWITCH
LIGHTING
SWITCH
STARTER
GENERATOR
AMMETER
IGNITION COIL
DISTRIBUTOR
HEADLAMP
HORN
JUNCTION BOX

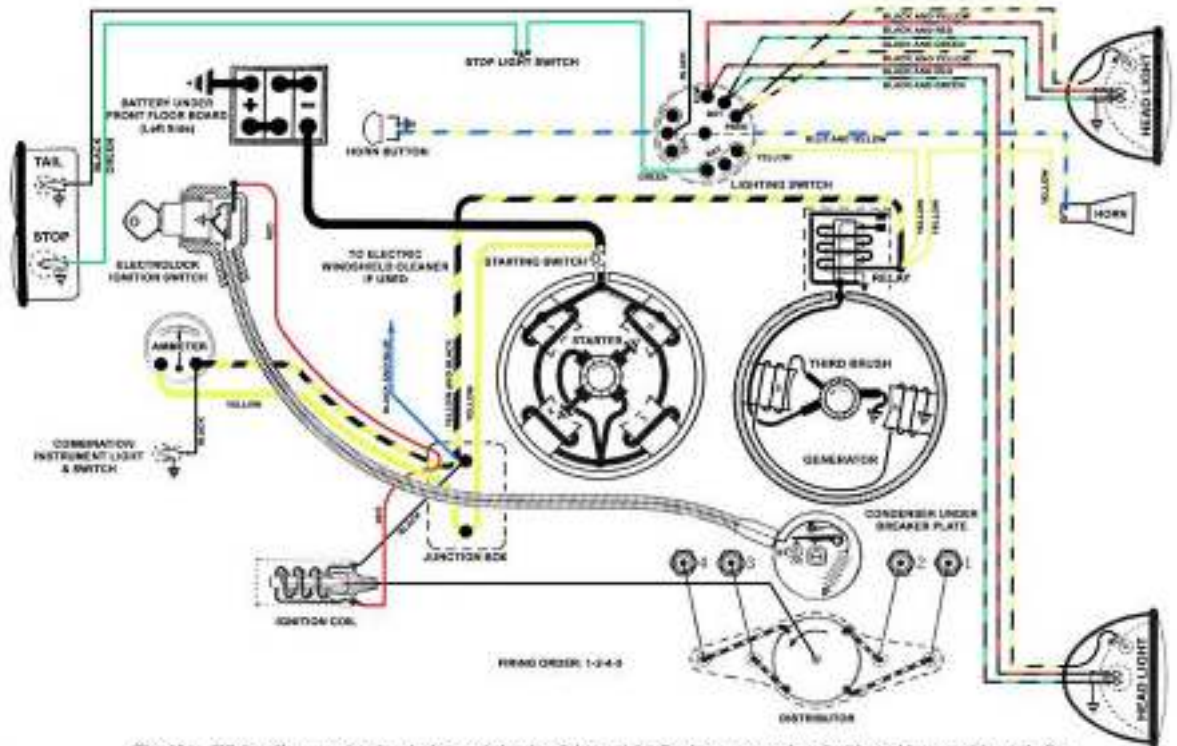


Fig. 18A. Wiring diagram showing the internal circuits of the model A Ford cars not equipped with cowl lamps, with two bulbs in each headlamp.

When starting to trace one of the several electrical circuits, begin with the positive (+) terminal of the battery or generator. The battery is the source of supply when the engine is not running, or generator is running very slowly. When the generator speed is increased to the point where its voltage becomes greater than the battery voltage, the relay points close and then the generator is the source of electrical current supply and also charges the battery. See Dyke's Automobile Encyclopedia, pages 332, 448 and 427 explaining the principle of operation of the current cut-out (relay), how to trace circuits, etc.

Q. Can you identify what these are & what Model A Year?

A. These are called Radiator Shells. The one on the left is a 28-29 with the bottom more flat. Notice that it is also painted which indicates it originally on a truck. The two on the right are more rounded on the bottom. They were designed that way for the 30-31 Model A Ford.



These photos below were posted on MAFCA's Facebook Page December 31 asking for identification.

They were identified by keen-eyed MAFCA top contributor John Icenhower. Thank you John!



This one is a 28 or 29 Roadster. Possibly with 35 Ford wheels (the tires look wider than stock 21").



A 30 or 31 Tudor (can't see the splash apron above the running board to tell if it's a one piece or 2 piece.)



A 30 or 31 Roadster. the wheels are 19" which you can't really tell but the hubcaps are larger diameter than the 21" wheels of the 28/29 models. Also the bumpers have a single curve compared to the 28/29 which have a double or "recurve" to them. Again I can't see the running board or the radiator shell to be able to tell if it is a 30 or a 31.

Model A Fords at the Arlington January 19



Model A Fords in front of the Arlington Theater. Both the same age!



Randy Douglas just dropped a VIP at the front of the Fundraising event for Kids Helping Kids.



Randy Douglas' son, Blair Douglas, came to help too.

Thanks to Kate Douglas for the opportunity for us to help out.



VIP getting out of Randy's 4-door sedan.

Model A Era Fashion Corner

Posted by top contributor, [Heidi Fortier](#), on Facebook's [Treasure Trove of Vintage Pleasures](#)



A sublime evening "clutch" coat. Clutch coats were named as such because the woman would clutch the coat (as shown) to keep it shut. They either had no fastenings or just a button or two. This coat is made of white silk brocaded with white metallic yarns in swirl motifs. Deep white rabbit collar and shirred sleeves. The coat has a beige silk velvet neckband, body and upper sleeve linings; white silk lower sleeve linings. Which evening bag would you pair with this c. 1929 evening coat?



FAIRVIEW BARBERS



137 NO. FAIRVIEW AVE. - GOLETA
IN THE FAIRVIEW SHOPPING CENTER
BREEZEWAY

www.fairviewbarbers.com
ALL TYPE CUTS * FOR APPOINTMENT PHONE
967-6112

Embroidery...we know **Quality.**



Rita Von Arb
832.492.7475

www.sariscreations.com
sariscreations@hotmail.com

The World's Largest Selection of 1909-31 Ford Parts




ANTIQUE AUTO PARTS

(888) 262-5712
www.snydersantiqueauto.com

12925 Woodworth Rd. • New Springfield, OH 44443



THE BEST LIKES ARE ANALOG

MAJERTY
Insurance, Valuation, Membership, Online Store
Drive with us. 800-850-8050 | www.majerty.com

ARIES MUFFLERS & PARTS
ORIGINAL MODEL A FORD EXHAUST SYSTEMS
MADE PRECISELY TO THE FORD DESIGN

ALSO STATION WAGON TAIL PIPES AND
FORDSON TRACTOR MUFFLERS (1917-1936)

AMUFFLER.COM JDAVIS@AMUFFLER.COM
650-279-6609

LARRY'S
8-DAY
AUTO PARTS

5855 HOLLISTER • GOLETA, CA 93117

PHIL UNANDER 805-964-3545
Larrys8DayAutoParts.com

WA
WHITNEY ARNEBERG, REAL ESTATE

BERKSHIRE HATHAWAY
HOMES & CO. CALIFORNIA
PROPERTIES

Scan to see what your home is
worth in today's market!



805-706-5741
whitneyarneberg@bhhsol.com
www.whitneyarnerproperties.com
Lic #01941559



BRATTON'S
ANTIQUE AUTO PARTS



800-255-1929 Phone
www.brattons.com
800-774-1930 Fax
1606 Back Acre Circle
Mount Airy, MD 21771

Your source for Quality Model A Ford Parts since 1976

TRI COUNTY
Auto Glass

Jodi Clayton
805-963-6200

info@tricityautoglass.com
www.tricityautoglass.com
tricityautoglass.com

M M MITCHELL
MANUFACTURING



Steve & Cyndi Mitchell
Mitchell MFG.
530-458-4500 800-859-2088
www.mitchelloverdrivemfg.com

MODEL A FORD
SYNCHRONIZED-TRANSMISSION FORD OVERDRIVES/UNDERDRIVES
VINTAGE CAR OVERDRIVES 1928-1948

P.O. Box 925 1157 Parker St. Colusa, CA 95932

Please support
our advertisers,
they support us

"HAVE AN 'A' DAY" 

Michael Butcher
1-888-879-6453
email: mike@mikes-afordable.com
www.mikes-afordable.com



Specialising in 1928 - 1931 Model A Ford Parts



Bert's Model "A" Ford Center
2767 S. Tejon, Englewood, CO 80110
ph# 303-293-3673 or 800-321-1931
email address - parts@modelastore.com
www.modelastore.com

We buy and sell original and reproduction Model A Ford parts!

MCGAUGHEY PLUMBING INC.

TIM MCGAUGHEY
PRESIDENT
7325 HILLSBORO ST.
GOLETA, CA. 93117
LIC.# 737796

PH & FAX: 805-685-2877
CELL#: 805-806-3678
E-MAIL: MCGPLUM@COX.NET
WEB: WWW.MCGAUGHEYPLUMBING.COM



Martin Renteria
MANAGER
(805) 683-5141

Cody's Cafe
SANTA BARBARA

BREAKFAST • LUNCH FULL BAR • BANQUET ROOM

4898 Hollister Ave., Santa Barbara, CA 93111 • www.codyscafesb.com

ARIZONA MODEL A, L.L.C.

- NEW PARTS
- USED PARTS
- SERVICE
- RESTORATION
- HOUR: TUES-FRI 9-12, 1-5
SAT & EVES BY APPOINTMENT



SAMUEL P. GUTHRIE

15838 S. GILBERT RD., CHANDLER, AZ 85225
(480) 782-0266

FURNITURE GALLERY
by *Mattress Mike*

New Location



LA BOY
Comfort Studios
For life comfortably

**LEVER SHOCKS REBUILT
BRAKES SLEEVED AND REBUILT**

EXCHANGE OR YOURS REBUILT
BRAKES- SLEEVING ONLY OR
COMPLETE REBUILDING
FAST SERVICE



Apple Hydraulics
1610 Middle Road
Calverton, NY 11933
1-800-882-7753
(631) 369-9515
http://www.AppleHydraulics.com

03/2018

Largest Furniture Store on the Central Coast

Come visit us at our new location - **Furniture Gallery by Mattress Mike!**
We now feature 10,000 sq. ft. of high quality mattresses and furniture in stock, our new showroom and La-Z-Boy Comfort Studios will meet all your furniture needs.
Family owned and operated with great pricing and service for over 25 years!

- Home to the National Top Brands
- Exclusive La-Z-Boy Dealer
- Mattresses for all price points
- Custom Sofas & Sectionals
- Bedrooms and Dining Furniture
- Recliners, Lift-Chairs and More!

805.685.4998
mattressmikesb.com
2845 State St | La Cañada Plaza
Open 11am - 9pm, closed Tuesday

Made in U.S.A.

FLUKE AIRBLOOM
SUNBELT +50

SAME DAY DELIVERY AVAILABLE

FREE First Year to MAFCA



Free 1st Year Membership 2024 USA Application

Please Print

Name: _____

Spouse: _____

Address: _____

City, State, Zip: _____

Sponsoring MAFCA Chapter: _____

- Provide Digital Copy of *The Restorer* (email required): Yes ___ No ___
 - Email: _____
- I give MAFCA permission to publish my name and contact information: Yes ___ No ___

Requirements For Free Membership

- Only families never having held membership in MAFCA may apply for free membership.
- Must be sponsored by a MAFCA chapter.
- Free membership includes *The Restorer* magazine from the time the application is received by the MAFCA Office until October 20, 2024

Visit MAFCA.com to view merchandise store

Popular MAFCA Store Items Include:

- *The Coupe Book, Tudor Book, The Victoria Book*
- *Mechanics handbook Vol. I, Vol II and the Trouble Shooting Guide by Les Andrews*
- *Model A Restoration Guidelines and Judging Standards*
- *Model A & AA Paint & Finish Guide and the New How to Restore Your Model A Vol 10*



Mail Application to:
Model A Ford Club of America
250 S. Cypress St.
La Habra, CA 90631-5515

