



The

Mohair

Flyer



Model A Ford Club of Santa Barbara

CALENDAR

November

- 1 Meeting 7 pm
- 5 Turn clock back
- 11 Veterans Day
- 15 Ladies Lunch
- 18 Lunner 11am



23 Thanksgiving Day



December

- 11/30-12/2 MAFCA Nat'l Awards Banquet Santa Maria See page 7
- 2 Goleta Holiday Parade 6-9



3 Christmas Dinner 5 pm



- 7-15 Hanukkah
- 16 No Tour
- 25 Christmas Day



1st Meeting in 2024 January 3

Next meeting, November 1 at 7pm
 South Coast Church 5814 Cathedral Oaks
 Guest Speaker: Annie Villarreal on Trip to Norway

November 18 LUNNER
 Beginning at 11 am
 John Gilbertson and Janet Cox's House
 Jack and Mary Ann's House
 Steve and Phyllis Penniman's House
 Fred and Cyndy Duerner's House

Pg 2 President's Message
 Pg 3 Sherry Winkenhofer on Fashion
 Pg 4 Annual Central Coast Roundup
 Pg 5 Steve & Phyllis in New Zealand
 Pg 6 New Zealand continued
 Pg 7 MAFCA and MAFFI news
 Pg 8 October Meeting Minutes
 Pg 9 Oct. Meeting Minutes cont'd
 Pg 10 How to start a Model A
 Pg 11 Men's Hats:-The Fedora
 Pg 12 Our Advertisers
 Pg 13 More Advertisers
 Pg 14-15 SB Model A History

BIRTHDAYS

6 Evie Powell 9 Bob Faris 13 Linda Firth
 16 Marc Gamson 17 Chet Caldeira 19 Terry Moore

ANNIVERSARIES

1 Dave & Jodi Hentschke 8 Steve & Phyllis Penniman
 10 Marc & Sema Gamson 12 Truett & Jill Thach
 25 Duncan & Meredith Abbott 30 Randy & Susan Douglas

Ladies Lunch

Next Ladies Lunch will be on the 3rd Wednesday November 15, 12:00 pm
Cody's Café 4898 Hollister



Tuesday Weekly

Men's Lunch

Call Lorne Johnston for time and location



Santa Barbara Model A Ford Club's "newbie" Facebook Page!

www.facebook.com/SBAfords

5 likes 24 followers so far



Martin Renteria
MANAGER
(805) 683-5141

BREAKFAST • LUNCH

FULL BAR • BANQUET ROOM

4898 Hollister Ave., Santa Barbara, CA 93111 • www.codyscafesb.com



From the President

Ready for the holidays? Ideally it's best to start in June but November 1 works just as well. On November 1, we can begin to get ready for the festivities in December then on December 1 we can be all done and just enjoy the month, right? Wouldn't it be fun if it worked out that way? Maybe it can. First order of business is to bring your SBMAFC dues payment of \$15 to the November 1 meeting or mail it to SBMAFC PO Box 60358, Santa Barbara, CA 93160. We do appreciate the support for the club even if you aren't able to attend the meetings and tours much. Please let us know what subjects or activities regarding Model A's interest you and we can plan more of them. A few of the women in the club have expressed a desire to learn how to drive a Model A so in this issue, the Model A Mechanical is about all the steps needed to start a Model A Car. This is good first step in learning to drive a Model A. Then the Fashion page which usually focuses on women's fashions is about Fedora Hats for men. See you on Wednesday! —Janet

GOLETA OLD



TOWN HOLIDAY



PARADE



SATURDAY,
DECEMBER 2, 2023
6PM TO 9PM


Model A Ford Era Accessories

Thanks to Sherry Winkenhofer for the "Quick Tutorial on Basic Accessories" at our October meeting



Sherry Winkenhofer
Fashion Editor for
the Restorer

GLOVES



HATS

SHOES



At our October Meeting we had as a guest speaker by Zoom, Sherry Winkenhofer, from her home in Kansas City, Missouri through my iPhone shared on the big screen and used a Bluetooth speaker. She had a variety of Fashion Era accessories displayed on a table. Photos above are from a slide show she has since sent to us to look at anytime. —Thank you Sherry for a wonderful presentation!

Photos from the ANNUAL CENTRAL COAST MODEL A ROUNDUP at the home of JOHN HUMANN in ORCUTT



Members Fred & Cyndy Duerner, Ed & Linda Firth, Charlie Megaviglia, Rose Marie Aldana, John Gilbertson & Janet Cox and guests attended the Central Coast Round-up at the John Humann Estate October 21. We had a full lunch. John Humann and his son barbequed the tri-tip. It was delicious!

A lot of Central Coast members drove their Model A's and filled up the front lawn. We toured the buildings and can always find something new. There were fun games and ideas we can bring to our own tours. Thanks to Santa Maria A's for all their hard work on this event.



You can't see Zoltar from the movie Big starring Tom Hanks in this photo very well but you sure can hear him.



New Zealand Gymkhana by Steve Penniman



Vaughn's 29 Phaeton (front)

Phyllis and I missed the October 4th regular meeting. We were checking an item off of our bucket list; a 3-week tour of Australia and New Zealand. We added a day at the start to recover from jet lag (time zone is 19 hours ahead of PDT) and a day at the end to relax before we returned (28-hour total trip time). Inspired by Annie's comment that she was going to visit a local Model A club on her trip to Norway, I decided to check out what Model A club was near our final stop, Christchurch, New Zealand. To my surprise the Canterbury NZ club had a gymkhana scheduled for our last day. I took a chance and added +64 (NZ country code) to the phone number of one of the organizers and sent off a text introducing myself and our trip. Almost immediately I got a response from Vaughn Morrison welcoming me and offering us a place to stay. He even offered me the use of his car explaining "It's held together with sheep shit and number 8 wire."


It runssometimes." What a delightful ending to our trip. Phyllis and I spent the whole tour bragging about Model As. Well, it didn't quite work out like we planned. As it turns out New Zealanders are BIG Rugby fans. The NZ team, the All Blacks (color of their uniforms), played in the Rugby World Cup elimination round in Auckland the week before. We were there and Auckland declared a 4-day holiday in preparation and recovery from the game. The All Blacks won and went on to the quarter finals which was scheduled for the day of the gymkhana. Needless to say, the gymkhana was postponed. As a side note: The All Blacks beat Ireland (the #1 team) and moved on the Semi finals where they beat South Africa handily. (The final Rugby game has been played and NZ lost 11 to 12). So, after the quarter final game, Vaughn picked us up from our hotel and we spent the afternoon having home-



Vaughn's 29 Phaeton

New Zealand Gymkhana by Steve Penniman cont. from pg. 5

made scones and tea and looking at Vaughn's cars. Besides the Phaeton, Vaughn has all the parts for a rusty coup but no real plans to put them together anytime soon. He also has a very cute 1928 Austen 7 Chummy, a 1919 Nash Phaeton that has been modified to what looks like a flat-bed truck, a pile of rusty parts he claims is a Harley Davidson Indian and 1942 Harley WLA. (I hope I got all that right.) All in all, it was a most pleasant afternoon.



ant



Ben, Belinda, Vaughn and
Lucy Morrison



1928 Austen 7 Chummy



1928 Austen 7 Chummy



1942 Harley WLA



1919 Nash Phaeton

For those interested, The Rugby World Cup Finals (Rugby Super Bowl) will be played on October 28th at noon PDT. It can be streamed on Peacock. Before each game the All Blacks perform the Mauri (native New Zealanders) war dance, the Haka. The Mauri were Cannibalistic so this dance is very intimidating. I recommend watching a video of the dance at this link:
<https://www.google.com/search?channel=fenc&client=firefox-b-1-d&q=haka+dance#fpstate=ive&vld=cid:8b68ce0d,vid:OMkNKsVXguQ,st:0>

MAFCA and MAFFI NEWS



2023 National
Awards Banquet
Nov 30th - Dec 3rd
Santa Maria



11/30 Santa Maria Style BBQ Buffet 12/1 Hearst Castle Tour- 12/2 Solvang Tour and Saturday Banquet
Registration Form: <https://www.mafca.com/documents/2023%20NAB%20REG%20FORM.pdf>

THE MODEL A FORD FOUNDATION (MAFFI) IS EXCITED TO ANNOUNCE!

WE'RE EXPANDING



YOUR MODEL A MUSEUM IS GROWING FAST, AND IT'S TIME TO GROW WITH IT. WE ARE THRILLED TO SHARE WITH YOU THAT WE ARE ADDING AN ADDITIONAL 11,200 SQ. FT. OF SPACE TO OUR EXISTING MUSEUM. WE'RE ADDING ON TO THE BACK OF THE MUSEUM WITH MORE EXHIBIT SPACE. MORE VEHICLE STORAGE, INCLUDING A COMPLETE GARAGE WORKSHOP AREA! THE GILMORE IS THRILLED ABOUT MAFFI'S INTEREST IN EXPANDING, AND DEVELOPING ADDITIONAL ENGAGING EXHIBITS TO SUPPORT THE SHARED EDUCATIONAL MISSIONS THAT WE BOTH HOLD.

SHORTLY WE'LL SHARE WITH YOU HOW YOU CAN BECOME A VITAL PART OF THIS EXPANSION, AND MAKE THIS EXCITING GROWTH FOR YOUR MODEL A MUSEUM BECOME A REALITY.

VISIT US AT MAFFI.ORG

**FOR MORE INFORMATION AND BECOMING A DONOR PLEASE CONTACT JOHN BEGG AT 803-727-4392 OR JERRY MORRISSEY AT 269-615-3719
JWBEGG@GMAIL.COM OR JERTRUDY@SBCGLOBAL.NET**



Santa Barbara Model A Ford Club
 Monthly Meeting Minutes
 October 4, 2023



The meeting was opened by the President, Janet Cox, at 7:10 pm. After the Pledge of Allegiance (and a bit of technology folderol), Janet introduced our special guest, Sherry Winkinhofer, the “Focus on Fashion” editor of the Restorer. Program: Working from her home in Missouri with a new video system, Sherry showed us part of her collection of “Era Fashion” items, including purses, hats, jewelry, dresses, coats, and more. She explained all the items as she showed them; more information about her collection and the research she does on Era Fashion can be found in The Restorer, usually on page 38. (Consistency is a wonder!) (The perfume your Secretary wears is Arpege, founded in 1927. Totally appropriate for the era!)

Secretary’s Report: There was no meeting of the Club in September so there was no report.

Treasurer’s Report: The treasurer, Bob Davis had a Lost Pizza Payment Problem (for dinner at the Carriage House in June), but otherwise reported \$6344.81 in the saving account (after several bills were paid), and \$120 in petty cash.

Old Business: Announcements were made about the need for donations for the addition to the Model A museum in Hickory Corners, Michigan, and a reminder of the MAFCA National Awards Banquet, hosted by the Santa Maria Club on November 30 - December 2. Janet asked that all MAFCA members remember to vote for the new member of the MAFCA board by October 12th. Fred Duerner reported that the AACA sponsored a very successful parade of 100 old/classic cars along Rt 246 in Solvang visiting neighborhoods, schools, and retirement homes. The most outstanding part of the parade was that the cars all followed a Batmobile. John Haggerty won for his car at the Woody Show, held on the last Saturday in July.

New Business: Fred also reported that the Fiddlers’ Convention, sponsored by the Goleta Valley Historical Society, will be held at Stow House on Oct 7-8. The Club now has a Facebook site. Check it out! “Santa Barbara Model A Ford Club” is the name of our site. Peter Georgi reported that the Bishop Diego Car Week show was very successful, and he asked that the Club consider joining it next year. The Goleta Holiday Parade will be held on December 2nd. If you are going to enter the parade, you must show proof of insurance. The Central Coast BBQ will be held at the Humann estate in Orcutt on Oct 21st. Tickets are \$5 ahead of time, and \$10 at the door. The Club’s Holiday Dinner will be held at Mulligan’s on December 3rd. The Club will pay for dessert, so the final cost is \$42 per person. The Lunner will be held on November 18th, starting at Janet’s and ending at Fred’s. Jack and Steve have the middle 2 courses. It’s always good food! And free!

Car Projects: There was some report about a clutch arm shaft and cast iron brake drums, and what

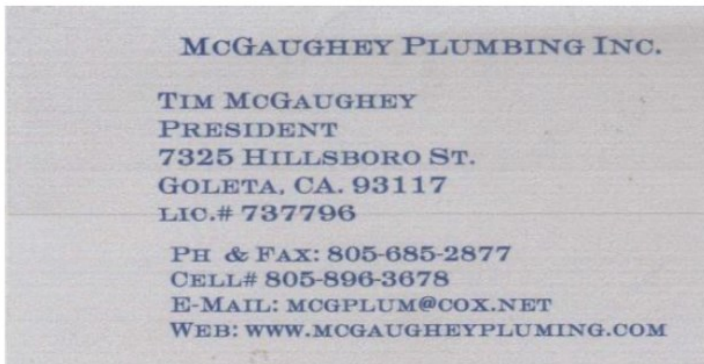
Oct. Minutes Continued

happens when one of those things touches something else. And you have to gently sand the brake pad. I think that's what they said. John Gilbertson bought a 1965 Marlin Rambler. Gnarly looking!

Raffle and Drawing: Lots of members won prizes (including your Secretary!), except Randy who complained about fake numbers and unshuffled tickets, so he was awarded the last prize. Squeaky wheels do get the grease!


Steve Penniman won the Name Draw, but he was in New Zealand. Pity.

The meeting was adjourned at 8:37 pm.



-3 items sent in by Jill Thach

I just saw on the news
that they're
suggesting that
people check on the
elderly. I'm usually up
by 6 or 6:30.
Bring donuts.



https://youtu.be/xtPHVXGYCpg?si=RZmay4_0nBcj3kzG
Real Street Scenes of Vintage America—
Colorized!

CLUB OFFICERS

PRESIDENT *Janet Cox*

VICE PRESIDENT *Steve Penniman*

SECRETARY *Susan Carty*

TREASURER *Bob Davis*

AUXILLARY BOARD

Randy Douglas

Ed Firth

Mohair Flyer Editor: *Janet Cox* janet.e.cox@gmail.com

Photographs: *Janet Cox*

Press Releases: *Janet Cox*

Webmaster and Roster editor: *Bob Carty*

Communicator: *Jill Thach*

Cookie Coordinator: *Phyllis Penniman*

Tours: *Annie Villarreal, Bob Davis, Steve Penniman*

Gymkhana: *Fred Duerner, Randy Douglas and Bob Davis*

Positions open: *Technical Editor, Club Cheer*

Please see your Roster for contact information

1928 Fonts used: *Granjon LT Std, Gill Sans MT, Broadway*


MODEL A MECHANICAL



Model-A.org
The Place for Model-A Ford Carburetors

STARTING A MODEL A

Starting a Model Model A Ford isn't as simple as in a modern automobile and can be a struggle for a novice. This procedure will help the novice. One must recognize that there were variations in even original Model A Fords. For example, the gas shut off valve was moved from under the dash to under the hood in 1931.



STARTING PROCEDURE

1. Engage emergency brake by pulling back on it.
2. Push lever left of steering wheel (Spark Control) all the way up (Retard)
3. Pull lever right of the steering (Hand Throttle) half way down
4. Turn Gas Valve under dash on passenger side to open (Pointing down)
5. Turn Choke Control Valve (under right side of dash) full clockwise and back off 1/4 turn. If it's quite cold out, it may be better to open a full turn.
6. Turn Ignition Switch on (Clockwise)
7. Push in clutch and put Transmission in Neutral
8. Pull Choke Control Out
9. Turn engine over 3 Revolutions – Choke in on 3rd Revolution
10. When Engine Starts – Push Throttle Lever (Right Lever) Up
11. Put Left Lever all the way down. (Depending on how your engine is timed, 3/4 down might be better.)
12. Allow Engine to Warm Up. (The accelerator pedal will need to be used to keep engine running until it warms up.)
13. Turn Choke control (actually GAV) clockwise to smoothest operating condition.
14. When starting an engine, which is already warmed up, omit Choke steps.
15. Always put Left Lever (Spark Retard Position) all the way up when starting & then down when driving.
16. Have Fun Driving!

Model A Era Fashion Corner

Sherry Winkenhofer sent us a couple of clippings below of fedoras from catalogs showing more details, for members wanting to learn about them. She's excited that she piqued our interest in men's hats!

Rich Fur Felt

Silk Lined



\$3.98 93L6220 Medium gray with black band.
93L6221—Black.
93L6222—Sand tan with contrasting band.
93L6223—Dark gray with black band.
Sizes, 6¾ to 7½. State size. Shipping weight, 2¼ pounds.

Here is a rich fine Felt Hat as pleasing to the touch as to the eye. Made fedora style of fine quality fur felt. Silk lining. Comes in clear and refreshing neutral colors. Crown is about 5¾ inches high. New curled bound brim, about 2¾ inches wide. Grosgrain silk ribbon band. Leather sweatband. Each and every one has the deftness of design and the swirl of style for which Sears hats are noted.

Snap Brim
395
Each

Silk Lined Best Quality Fur Felt



11E245A N
11E246A N

A conservative style in one hat, the kind you would expect. Brim has a welt edge. Crown worn as illustrated or brim can be snapped down. Shipping weight, 2 pounds.

Snap Brim Dress Hat


PRICE **\$3.95** EACH
11E243A Deep Tan
11E244A Medium Gray

Our best quality hat and it is good enough to suit the most particular man. Comes in new shades of tan or gray. Material is smoothly finished fur felt. Full lined with good quality satin. Has 2½-inch raw edge brim. Crown is 5¾ inches high. Usually worn with brim snapped down. Sizes 6¾ to 7½. State size. Shipping weight, 2 pounds.

Crest Supreme Quality

93E6340 Med. Gray with Black Band. **\$4.98**
93E6342 Med. Tan with Brown Band. **Postpaid**
93E6343—Black.
93E6345—Dark Gray with Black Band.

Sizes, 6¾ to 7½. State size. Nothing wanting here to make a fine hat and a real saving! Our "Crest Supreme" Quality is a snap brim style hat of well matted fur felt. Carefully styled, beautifully finished. Crown, about 5¾ inches high; plain edge brim, about 2¾ inches wide. Embossed and pleated silk faced lining. Grosgrain ribbon band, reeded leather sweatband.



"Old Army" Style

93E6170 Black. **\$1.39**
93E6171 Olive Drab. **Postpaid**

Sizes, 6¾ to 7¾. State size.

An ideal combination — work or dress hat. Good quality wool felt in ever popular "Old Army" style, made for long wear out of doors. Large dimensions. Crown, about 5¾ inches high; plain edge brim, about 2¾ inches wide. Narrow ribbon band. A very durable hat for this low price! Order yours today!



The photos below are from a 1928 Charles William 1928 and the 2 pages of men's hats

From <https://bernardhats.com/all-about-hats/history-of-the-fedora/>

The Fedora, a timeless fashion piece with a backstory as intriguing as its design. From its inception in a French 19th-century play to becoming a symbol of the women's rights movement, and finally, achieving popularity among men — the history of the fedora is a captivating journey through time.

At the height of the fedora's popularity was from mid-1920s which is why it is often associated with Prohibition and gangsters. In 1940s and 1950s noir films popularized fedora hats even more and its popularity lasted until late 1950s, when informal clothing became more widespread.



FAIRVIEW BARBERS



137 NO. FAIRVIEW AVE. - GOLETA
IN THE FAIRVIEW SHOPPING CENTER
BREEZEWAY

www.fairviewbarbers.com
ALL TYPE CUTS * FOR APPOINTMENT PHONE
967-6112

Embroidery...we know **Quality.**



Saris Creations

Rita Von Arb
832.492.7475

www.sariscreations.com
sariscreations@hotmail.com

The World's Largest Selection of 1909-31 Ford Parts




ANTIQUÉ AUTO PARTS

(888) 262-5712
www.snydersantiqueauto.com

12925 Woodworth Rd. • New Springfield, OH 44443 \$10.00 outside the U.S., Canada, & Mexico

FREE CATALOG



THE BEST LIKES ARE ANALOG

HAGERTY FOR PEOPLE WHO LOVE CARS™ Insurance. Valuation. Membership. DriveShare™
Drive with us. 800-922-4050 | Local Agent | hagerty.com

LARRY'S
8-DAY
AUTO PARTS

5855 HOLLISTER • GOLETA, CA 93117

PHIL UNANDER **805-964-3545**
Larrys8DayAutoParts.com

ARIES MUFFLERS & PARTS

ORIGINAL MODEL A FORD EXHAUST SYSTEMS
MADE PRECISELY TO THE FORD DESIGN

ALSO STATION WAGON TAIL PIPES AND
FORDSON TRACTOR MUFFLERS (1917-1936)

AMUFFLER.COM JDAVIS@AMUFFLER.COM
650.279.6609

WA
WHITNEY ARMENTROUT
REAL ESTATE

BERKSHIRE HATHAWAY HOMESERVICES | CALIFORNIA PROPERTIES

Scan to see what your home is worth in today's market!



805-705-6741
whitneyarmtrout@bhhsca.com
www.whitneyaproperties.com
Lic #01941559



BRATTON'S
ANTIQUÉ AUTO PARTS



800-255-1929 Phone
www.brattons.com
800-774-1930 Fax
1606 Back Acre Circle
Mount Airy, MD 21771

Your source for Quality Model A Ford Parts since 1976

TRI COUNTY
Auto Glass

Jodi Clayton
805-963-6200

info@tricityautoglass.com
www.tricityautoglass.com
[@tricityautoglass](https://twitter.com/tricityautoglass)

MM MITCHELL MANUFACTURING



Steve & Cyndi Mitchell
Mitchell MFG.
530-458-4500 800-859-2088
www.mitchelloverdrivemfg.com

MODEL A FORD
SYNCHRONIZED-TRANSMISSION FORD OVERDRIVES/UNDERDRIVES
VINTAGE CAR OVERDRIVES 1928-1948

P.O. Box 925 1157 Parker St. Colusa, CA 95932


Please support our advertisers,
they support us

"HAVE AN 'A' DAY" 

Michael Butcher
1-888-879-6453
email: mike@mikes-afordable.com
www.mikes-afordable.com



Specialising in 1928 - 1931 Model A Ford Parts



**Montecito
SECURITY
SYSTEMS**

James Budow
855.989.4321

www.montecitosecuritysystems.com
james@montecitosecuritysystems.com

@montecitosecure




Santa Barbara
TECH GUY
Business+Residential Tech Expert

James Budow
805.724.5050

james@sbtechguy.com
www.santabarbaratechguy.com

@sbtechguy
@santabarbaratechguy
@santabarbaratechguy



**Bert's Model "A"
Ford Center**


2767 S. Tejon, Englewood, CO 80110
ph# 303-293-3673 or 800-321-1931
email address - parts@modelastore.com
www.modelastore.com

We buy and sell original and reproduction Model A Ford parts!

J.R. Blum
Health Insurance Services
www.jblumins.com
California License # 052-5969
805-687-0066
Joseph R. Blum
933 Castillo
Santa Barbara, CA 93101

ARIZONA MODEL A, L.L.C.

- NEW PARTS
- USED PARTS
- SERVICE
- RESTORATION
- HOUR: TUES-FRI 9-12, 1-5
SAT & EVES BY APPOINTMENT



SAMUEL P. GUTHRIE

15838 S. GILBERT RD., CHANDLER, AZ 85225
(480) 782-0266

**LEVER SHOCKS REBUILT
BRAKES SLEEVED AND REBUILT**

EXCHANGE OR YOURS REBUILT
BRAKES: SLEEVING ONLY OR
COMPLETE REBUILDING
FAST SERVICE



Apple Hydraulics
1610 Middle Road
Calverton, NY 11933
1-800-882-7753
(631)369-9515
http://www.AppleHydraulics.com

03/2018

FURNITURE GALLERY
by *Mattress Mike*

New Location



**LA Z BOY
ComfortStudio**
Live Life Comfortably!

Largest Furniture Store on the Central Coast

Come visit us at our new location - **Furniture Gallery by Mattress Mike!** With over 55,000 sq. ft. of high quality mattresses and furniture in stock, our new showroom and La-Z-Boy Comfort Studio® will meet all your furniture needs. Family owned and operated with great pricing and service for over 29 years!

- Home to the Nations Top Brands
- Exclusive La-Z-Boy Dealer
- Mattresses for all price points
- Custom Sofas & Sectionals
- Bedroom and Dining Furniture
- Recliners, Lift-Chairs and More!

SAME DAY DELIVERY AVAILABLE

805.685.4998
mattressmikesb.com

3845 State St | La Cumbre Plaza
Open 11am - 5pm, closed Tuesday



1961 Santa Barbara Model A Ford Club History

Model A Club At Beach Today

The July meeting of the Santa Barbara chapter of the Model A Ford Club of America will be a beach party at Goleta Beach Park today at 1 p.m.

Gary Lees, a fellow member from Washington, will be a guest. His restored 1928 Phaeton will be of interest to many.

This article above appeared in last month's Mohair Flyer. Our member Karen Haugse noticed it because Gary and Gerrie Lees have since moved from Seattle to Santa Maria and are now members of the Santa Maria A's and showed it to them.

This brought back a flood of memories for Gary and Gerrie. It prompted them to write this story to the right of how they happened to join the Santa Barbara Model A Club for a picnic at the beach on their return trip to Seattle in July of 1961.

A Model A Trip from Seattle to Los Angeles —by Gary and Gerrie Lees

In 1961 we drove our 1928 Phaeton from Seattle to Los Angeles. Thinking it was unusual for such a long trip in an old car, the Seattle Times came out to our house to take pictures and printed an article for the newsletter.

We kept the following log on the way down, but not on the way home because of buying a '29 station wagon in Glendale, CA, details later.

Day 1: Left Seattle at 6:50 pm after work. Car was overheating just after entering old 99 freeway in Tacoma. The 15 was not built yet. Stopped to remove the small screen over the radiator. Still running hot, so we removed the large bug screen and license plate. Refueled in Olympia (about 60 miles from home) and arrived in Portland, Oregon at 10:45 pm.

Day 2: Left Portland at 8 am. Weather was cold so we put on the rear side curtains. Stopped in Roseburg for lunch, weather warmed up so removed the side curtains and our coats. On to Weed for dinner (6 pm) and arrived in Redding at 8:45 pm. Traveled 450 miles in approx. 11 hours.

Day 3: Left Redding at 7 am, arrived in Sacramento at 11. Car running fine except for overheating. Added water about every hour. Stopped at a gas station to change head gasket and advanced the timing. Seems to run a little cool-

Why do they call Tejon Pass on Highway 5 The Grapevine?

The serpentine path resembled a giant grapevine. Although this observation was true, the name actually came from the fact that early wagoners had to hack their way through thick patches of Cimarron grapevines that inhabited "La Canada de Las Uvas," Canyon of the Grapes. —From <http://www.ridgeroute.com/history.html>

1961 Santa Barbara Model A Ford Club History

er. Called the Capital A Club in Sacramento and met Jim Hickey and the Gustafson's – they called several other members, and we had lunch together. Left there at 3 pm and arrived in Fresno at 7:30 pm where we stayed overnight.

Day 4: Left Fresno at 6 am, trying to beat the heat. No trouble this last leg of the trip except reaching the boiling point over the Grapevine. Arrived in Glendale at noon where we stayed with an old college friend.

Through the Model A Club in Glendale we heard about a 29 Woody Station Wagon for sale. Bought the unrestored Model A for \$300. After visiting with friends, including a picnic at the beach with the Model A Club it was time to head home. Left Glendale with Gary driving the station wagon and Gerrie driving the touring car for the first time after a quick driving lesson around the block Ran into a short rainstorm- the first time using the novelty of a hand operated wind-

shield wiper on the touring car. The wagon had no windshield wiper and a leaky top so Gary got a little wet. Had a flat tire on the wagon (all the tires were bald), but we made it home with no other trouble. We drove back home on the 101 through Santa Barbara, meeting with the A club for a picnic at the beach. Then switched over to old 99 for the remainder of the trip. It



was a tiring trip with no one to talk to, no radio or cell phone, just the drone of the Model A motor. Quite an adventure we would not try again! Leave such an adventure for the younger generation. After getting home we found out the touring car had a cracked block –no wonder we overheated and had to keep adding water.

Kept track of expenses on the way down only: Traveled 1,147 miles, using 56 gallons of gas and 30 quarts of oil.

Gas	\$17.36
Lodging for 3 nights	\$23.50
Food	\$14.50
<hr/>	
Total	\$55.36